



OMAHA NEBRASKA  
AMA 857

## TAILSPIN NEWSLETTER

February 2020

**President: Rick Miller**  
402-624-2530 [millerrick7@gmail.com](mailto:millerrick7@gmail.com)

**Vice President: Rick Haneline**  
402-321-7577 [rickh55@msn.com](mailto:rickh55@msn.com)

**Field Maintenance: Loren Blinde**  
402-416-0855 [lblinde@neb.rr.com](mailto:lblinde@neb.rr.com)

**Field Safety Officer: Mike Lawver**  
402-443-8345 [MikeLawver@charter.net](mailto:MikeLawver@charter.net)

**Treasurer: Dean Copeland** [dcopeland937@centurylink.net](mailto:dcopeland937@centurylink.net)  
Address: 15668 Fountain Drive, Omaha 68118 402-334-2787

**Secretary: Tim Ryan**  
402-943-6731 [old43school@outlook.com](mailto:old43school@outlook.com)

**Tailspin Editor: Nelson Carpenter**  
402-709-3651 [J3fiyah@gmail.com](mailto:J3fiyah@gmail.com)

### A Word from the President



Greetings *Western RC Flyers*. I hope all of you had a great Holiday season. Looking forward to seeing you all at the Meeting.

Did you all read up on the new FAA regulation? And did you send in your comments to the FAA?

It's time to get ready to fly again, weather is on the way. Thanks to **Tim Peters** for representing the *WRCF* at the *SAC Museum Indoor Fly Day*.

Great work Tim.

*Let's go fly!*

*- Rick Miller*

### Meeting 7:00 PM Tuesday Feb 4, 2020

Location: NRC, Natural Resources Center, Chalco Hills, 8901 S. 154th St.



### Vice-President's Corner



Looks like for certain winter is here. I hope everybody has a winter project that they've started or will start. I've got a few things I need to get done this winter hopefully some of it will be with my airplanes. I have to get the woodworking tools working so I can build a couple things.

Fly if you get a good day once in a while this winter. Think we are all going to be looking forward to spring.

*Go out and fly!*

*- Rick Haneline*



## January 2019 Meeting Notes



A *Western R/C Flyers* meeting was held Tuesday, January 14th at the Papio NRD offices in *Chalco Hills*, with 9 members in attendance. President, **Rick Miller** called the meeting to order at 7:15 pm.

### Old Business:

**Rick Miller** said he would discuss with **Dean Copeland** the possibility of making a club member contact list available to club members, and what information that should contain.

**Nelson Carpenter** reported that the employees at the Mead UNL Farm Equipment Agricultural Development and Research Center (ARDC) really appreciated the *WRCF* gift of four *Hickory Farms* meat and cheese boxes. Nelson delivered this to them on January 8<sup>th</sup> over one of their lunch hours in the breakroom at Mead. He also reported that the ARDC has no plans for a farm equipment auction this year. Nelson also said they have given us permission to store the stands and tables under the platform roof alongside their long building for the winter if we wish.

**Rick Miller** confirmed the three *WRCF* events scheduled for this flying season:

1. May 16th - *WWI and Golden Age Fun Fly*
2. June 20th - *Spring Fun Fly*
3. August 22nd - *The Bud Hall Memorial Giant Scale Fun Fly*

**Rick Miller** said he would contact *Todd Valley Farms* regarding using or buying one of their old sod rollers.

### New Business:

**Scott Kuhn** suggested *WRCF* contact other Porta Potty providers to solicit bids for next year in an effort to save money.

**Rick Miller** urged all members to educate themselves regarding the proposed *FAA UAS* rules that would require the use of transponders on our models. He also urged all members to form their opinions regarding the proposal and to contact both the *FAA* and their congressmen with their concerns.

The last scheduled meeting for this winter is scheduled for Tuesday, February 4th at the same location.

At 8 pm the meeting was opened for members to share their current projects.

**That's it!**

~ **Tim Ryan**

Dates for three *WRCF* events have been set for next year:

1. *WWI and Golden Age Fun Fly* – **May 16<sup>th</sup>** (*Rain date May 17<sup>th</sup>*)
2. *Spring Fun Fly* – **June 20<sup>th</sup>**
3. *Bud Hall Giant Scale Event* – **August 22<sup>nd</sup>**

### New Business:

**Loren Blinde** would like a list of members and their contact information available to all members.

At 7:35 pm the meeting was opened for members to share their current projects.

## PROPOSED FAA RULES - BREAKDOWN

<https://youtu.be/Jc4vHj7mPpk>

## GOT GUNS????



An *A-26 Invader* sporting a few .50 cal. guns in nose and “*ready for bear.*” During *WWII*, the *Invader* sank several enemy destroyers with its powerful guns. Bet many of you didn't know that it fought in three wars. *WWII*, *Korea*, and *Viet Nam*. Photo taken at the *SAC Air & Space Museum* last year. -Nelson

*Western R/C  
Flyers*

## Treasurer's Report



There is no doubt that flying has come to a screeching halt for the 2019 season, however that should be good in that all those needed repairs can be made. Also time to complete all those projects that have been started or ready to start. It is also time to get those annual renewals in for the 2020 season.

Renewal form is at the end of the newsletter, even though you are a past member make sure that if there have been any changes in phone or email address please show on renewal form. Email is a must since that is the only way you will get the monthly newsletter. Here are some of the wrap-up expenditures of the 2019 season.

- Membership cards \$6.00
- Thermo pockets for cards \$25.67
- Stamps \$22.00
- New mower blades (*Green Monster*) \$52.50
- Xmas gift for Mead ARDC staff \$52.77

Your Treasurer

~ Dean Copeland


## Mead Field Weather Station



Weather conditions at our field can be viewed from your computer or phone. It is available through *Weather Underground* from a weather station that the university's *ARDC Farm/Facility Shop* has installed.

<https://www.wunderground.com/personal-weather-station/dashboard?ID=KNEMEAD2>

**Lincoln Sky Knights Auction**  
 Saturday February 1, 2020  
 Check-in 8AM Starts 10AM




### R/C AUCTION

Saturday Feb. 1<sup>st</sup>, 2020

[www.lincolnskyknights.org](http://www.lincolnskyknights.org)

**CHECK-IN & REGISTRATION** begins AT 8:00 am.  
**AUCTION** starts at 10:00am till everything is sold.

**BIDDING STARTS AT \$15.00.** Please group small items together. Any bidding below \$15.00 is sold immediately. You must state the minimum you will take for any item to protect it. Mark donation "YES" to donate the entire sale to the club.




- \$5.00 admission per buyer/seller number
- \$4.00 Pancake Breakfast ends at 9:30 AM.
- All items sold in order they are received.
- Lincoln Sky Knights will keep 10% of the sale price or buy back price with a minimum of \$2 commission on sales under \$20
- A \$2 processing fee will be charged for "no sale"

- Payment is by cash or check with proper ID.
- All sales are final and sold as is.
- Breakfast and Lunch available

Waverly Foundation Center  
 11120 N. 141st Street  
 Waverly NE, 68462  
 (Same place as last year)

GPS: 40.920312, -96.528919

Take I-80 to exit 409. Take a right (East) on Highway 6 toward Waverly. Turn left onto 141st street at the stoplight in Waverly. The Waverly Foundation Center will be on your right as you are leaving town.  
 Any questions contact: [rc.feldman72@gmail.com](mailto:rc.feldman72@gmail.com), 402-613-3089



**Dues for 2020 can be sent in any time now through April 1<sup>st</sup>. Please include your current AMA number. Dean will return to you this year's membership card. Thanks!**



## - Things Going On -

by Nelson Carpenter



Here's an experience I'd like to share with you having to do with selling an engine on RCGroups. Couple of weeks ago I set an ad for an *O.S. Max FS 90* four-stroke I wanted to unload. I priced it at \$115 with cost of shipping split between seller/buyer. Also that I would only ship "lower 48."

Two weeks after placing the ad, I received a reply asking if I'd be willing to ship the engine to *Israel*. That the buyer would be willing to pay my asking price and full cost of shipping. Long story short; I said that I would consider and seek cost estimate for shipping through his preferred *USPS*. Also the buyer said he could transfer funds using *PayPal* as I requested. Least cost to ship the engine is \$24 and as much as \$130. The post office assured me that there would be no additional costs at my end. But the buyer may have a customs fee. I'm waiting on the buyer's response and willingness to buy now.

Few days after this newsletter is released, the *Lincoln Skyknights* will be holding its annual auction. Could be a buyers' market, if the Grand Island auction was any indication. I've attached their flyer.

Many sent in progress reports for what they are building this winter. You'll see those reports within this newsletter. We can always use your building report for the newsletter. Even if just a few photos and short description. Send them in through my gmail. I'd like to receive submittals by the third week of the month. Thanks.



**BACK ISSUES OF TAILSPIN:**

[http://www.metrorcflying.com/metro\\_newsletters.htm](http://www.metrorcflying.com/metro_newsletters.htm)

*Western R/C  
Flyers*

## Let it Snow

Submitted by Loren Blinde



This past Sunday me and **Rene Mayo** did some snow flying at the field. Perfect day for it; an inch or two of snow on an unspoiled runway, 35 to 40 degree temps, sunny and no wind. This was Rene's first snow excursion. We outfitted her Seniorita with an old set of skis from my archives. I flew the *Telemaster*.

You can see detail of my skis in one of the pictures. While you can get store bought ones from *DuBro*, these are homemade. Used a hot wire to cut a foam block to the desired curvature and then as a former to laminate 4 pieces of 1/32" plywood with slow epoxy. The key is to have some kind of spring loaded setup to keep the tips up in the air and lets them follow the ground on landing. I used strings and springs anchored to the landing gear. The fancy ones have internal spring arrangements. There is a mini-ski replacing the tail wheel as well.



You can also fly with a set of water floats, although I think true skis look much better.

On a perfect day like this, the flying was special. Takeoffs and landings are pretty much what you'd call normal, other than leaving visual evidence in the snow of crooked takeoffs. In fact, you may find yourself spending more time taxiing or doing touch and goes than actually in the air. So give it a try, you might find it the perfect way to break the winter blues. It may be due to low winter humidity, but you might notice your plane positively glows against a bright blue sky.



Just don't drive on the runway! While foot tracks are ugly enough, tire tracks would be a disgrace. I was glad that the runway got a late October mowing, so there are no tufts of grass getting in the way.

Also, on behalf of anyone else who does not go into winter flying hibernation, thanks to whoever didn't put the starting stands into storage. They came in most handy, especially vs kneeling in snow ☺

# Byron Staggerwing Progress

Submitted by Bernie Baker




I decided to kick things up a notch this winter by tackling a *Byron's Staggerwing*, which I found on *RCGroups*. This is different type of build for me since it's a fiberglass fuse with foam wings and tail. It seems like it will be a light-weight airplane once completed (*hoping for 18 lbs. or so*).

At first glance this would appear to be an easier build since the fuse, wings, and tail are already built. However, the real challenge is putting the structure inside the fuse. It's like building a ship in a bottle with its frustrations. Also, there are a number of interesting mechanisms that need to be built to accommodate the removable wings. And the landing gear struts are built-up as well.

I'm planning to power it with a *DLE 35*, which is same sized engine the plans call for. I'll most likely glass the foam wings and tail, then paint it. This will add some weight but hopefully not too much.

More to come...



Western R/C  
Flyers

# Side Hustle

Submitted by Tim Peters

Note: Views expressed withing this article are solely those of the author.



I've been discussing the latest *FAA* proposals with my most-trusted support network, which is to say my dog *Caesar*. *Caesar* will listen pretty intently provided that there is something in it for him, like a dog treat. Otherwise he gets bored with me pretty quickly. This attitude made me realize that I need to spin the whole *FAA* drone deal into something that benefits me. So I says, "*Caesar*, how can I spin this whole *FAA* deal into something that will bring me joy and contentment?" To which he replies "*Boss*, (he calls me *Boss* even though we all know it's a figurative title), you need to turn it into a 'side hustle'". Having distributed his wisdom, *Caesar* curls up for a nap. The whole nap idea sounds pretty good and soon we're both dreaming; one about biscuits and the other about a world without quadcopter drones.

If the *FAA* gets its way, there will be little motivation for anyone to do recreational flying of quadcopters. Unless the pilot has commercial license/insurance/etc. it seems that the only way to do hobby-type flying will be to use a 'Community Based Organization' flying site. Since many quadcopter pilots like to do photography, very few will find much in the way of picture-taking opportunities at an *AMA* flying site. For example, *WRCF* site at *Mead, NE*, is not known for the mountains, river valleys, tail buildings or huge crowds that appeal to drone photography. Since there's little of interest to do at an *AMA* club field, in order for the quad pilots to maintain their 'status quo', they will have to do it 'rogue', i.e. illegally. And that's where *Caesar's* 'side hustle' idea takes shape.



I am going to register with the government to be a *Drone Bounty Hunter*. I'll start rounding up all of the scoundrel drone, confiscate their equipment and turn it and their operators to the authorities for bounty and hoosegow.

Seems like a good plan. Now all I need is a horse. Just point me in the direction of those drone hooligans.



# Grand Island Modelers Auction Report

By Larry Woscyna



On January 12, 2020 the *Grand Island Modelers* held their annual auction. The event was nicely organized with a great selection of RC aircraft, parts, electronics and a few treasures. Approximately 100 serious bidders were in attendance. *Western Flyers* were well represented, and even picked up a good deal or two. The day was cold any the weather turned marginal by mid-afternoon.



## JUD'S LATEST PROJECT



Hi guys...got my *Dallaire* done except installing the radio. Wingspan is 82 inches with a .46 size elec. Ended up weighing 4 lbs. 10 ozs. with all electronics. Pretty light. Should be a good flier. Jud



Wahoo Municipal Airport, Nebraska Aviation Weather Report and Forecast

<http://www.usairnet.com/cgi-bin/launch/code.cgi?Submit=Go&sta=KAHQ&state=NE>






# Vailly Sea Fury

Submitted by Larry Inness



Here's my current project for the winter. A Sea Fury which has a 90" wingspan. It will have a twin 70cc gas engine pulling it around. Also an auto start for the engine. I'm building this from a short-kit and plans. The Sea Fury has been a fun build so far. I promised Nelson (after his persuasion) that I'd start sending in progress reports for use in the monthly newsletter.

progress reports for use in the monthly newsletter.



---

Western R/C  
Flyers

# Indoor Airshow at Museum


Submitted by Tim Peters



The 2020 version of the 'Strategic Air and Space Museum Indoor Airshow' was held Saturday, January 18. The site is just off I-80 outside Ashland, NE. The event provides a venue for flying indoor R/C aircraft along with providing tables for area flying clubs to set up displays. The *Western R/C Flyers* table was set up by Tim Peters. Other WRCF seen at the event and spending time at the booth were Dean Copeland, Tim Ryan, Steve Rasmussen, Rick Sessions, and Scott Kuhn.

We were fortunate in that the organizers provided us with an ideal location with easy access to the incoming visitors. The WRCF tables included two R/C aircraft: A twin-boom foamy *Skyhunter FPV* 2-meter aircraft and a home-made quadcopter equipped with autopilot and FPV. We entertained a lot of the visitors by having them stand in front of the *Skyhunter FPV* camera and then showing them their video on a display monitor. As Dean Copeland described it, 'a lot of kids got the chance to be a TV Star!' About 50 R/C-related magazines were given away to the visitors. It was a fun event and we enjoyed talking with all the attendees.

Photos by Tim Ryan






# DAVE'S SHOP NEWS

Submitted by Dave Kelly



Well the B-26 wing center section is still on my bench. That's all that's been done. STILL waiting on one of gear shops to make a good nose gear..... I'm mad at her. So..... I make her watch me work on other airplanes. I did get the *Byron AT-6* airworthy again. And made it look a little older because it is. I have not flown it for 8 years. After that, and between Doc visits, made a list of airplanes and kits to sell, and airplanes I would like to finish someday. Depending on what people bought (*I still have plenty available to sell*) it changed my incentives a bit. (See list next page.)

As some of my big stuff went out the door, and some I didn't want to sell but did, I had to recreate my list of keepers. Long story short, I'm now finishing a *SBD Dauntless*. Designed by my favorite designer, **Jerry Bates**. It's all built and glassed with the new poly technique. I like it. Not sure if it's as durable as the epoxy resin and glass I've used in the past, but there is much less work for surface prep before painting it. This is the 1/5.5 version. Approx. 84" span. Jerry designed one bigger too. True 1/5 scale. Pushes it over 92". Some of my friends have shown me some new finishing tricks. I've blended those new with past skills and found new energy for details on the *SBD*.



Continued page 10



## DAVE'S SHOP NEWS Cont.

Here is a list of my items for sale. (All are OBO)

- Glider Kit, Bird of Time.....110.00
- Pilot Super Cub Kit.....rare/collectible near mint condition.....225.00
- MK-Hiem 61 Tony. Very rare Japanese Kit, box shows age from time contents excellent. I've never seen this **kit on auction**. Prints are frameable, blued.....325.00
- Sig Master Builder Kit. PT-19. Old kit, rare, fantastic hardware package, some box wear.....200.00
- TF Elder Bipe 60..... Fun, fun, fun, easy to fly and build.....150.00
- Great Planes Cub 60..... Another fun plane, check out the floats listed also.....160.00
- Great Planes Sport Floats 60 size perfect for the Cub.....60.00
- Ikon N West Taylorcraft. Also e kits no longer made.....SOLD...
- TF DC-3 and Robart Retracts.....300.00
- TF Elder 40. Fun Sunday flier. Builds nice, looks awesome in the air.....95.00
- Pilot Akro 804M. Rare and collectible .....250.00
- Royal Zero, brand speaks for itself.....250.00.....SOLD
- IM Zlin 45-60. Japanese kit at its finest.....225.00
- Kyosho F-51. Very rare, complete. Box has a few stains. Contents excellent .....185.00
- Kyosho P-51. Not as rare as the older F model kit, but still very collectible. ....150.00
- BUSA Taube 40..... 90.00
- BUSA Nieuport and Lewis Guns from William Bros. ....SOLD
- Zeppelin Lendau and Elder 20 floats..... 90.00



Bill Winter's Drake painted by Mike Cummins of RPMAC



Photo display at the ARDC office at Mead. Shows activity on an ammo production line of the *Nebraska Ordnance Plant* during WWII. That being the long building adjacent to our flying field. One of four "lines" separated by one mile each side of the other.

*Western R/C  
Flyers*

# 2020 CLUB EVENTS SCHEDULED



**Western R/C Flyers** OMAHA NEBRASKA AMA 857

## WWI and Golden Age Fun Fly

**Saturday May 16th 2020\***  
Mead Field  
Landing Fee \$10 (includes lunch)

All Models this Era\* Welcomed!




Lunch +  Visitors/Guests \$5 for lunch.

\*Inclusive WWI acft thru 1939 Civilian or Military

Contact: Nelson Carpenter J3flyah@gmail.com  
AMA Required to Fly - Wide Open Space - Large Runway - Easy access Pits  
\*Rain Date: Sunday May 17th

**Western R/C Flyers** OMAHA, NE - AMA 857  
AMA card required to fly

## SPRING FUN FLY

**Saturday June 20th**  
9:00am until Dusk

Any type or size of airplane, gas or electric may fly!  
Trainers, Sport Flyers, Scale, Single Wing, Multi Wing, Single Engine, Multi Engine, Gas/Electric, Gliders, etc.....



Landing Fee \$10 includes lunch/drink (Guests \$5)

Mead Field located 3.7 miles south Town of Mead

**Western R/C Flyers** OMAHA NEBRASKA AMA 857

~2020 EVENT~

## 32nd Annual Bud Hall

### Large RC Airplane Fun Fly\*\*

- Required Min. 80" Mono - 60" Multi-Wing - or true 1/4 Scale -  
Mead Field\* **Saturday Aug 22nd**  
FLYER FEE \$10 Includes lunch & soda  
Non-Flyer Lunch \$5

Rain date 23rd



AMA Required to Fly - Wide Open Space - Large Runway - Easy access Pits  
\* Located 3.7 miles S. of Mead from Sinclair station on Hwy 92. Watch for signs at field entrance. \*\*Non-scale airplanes allowed.





## ~ Western R/C Flyers 2020 Event Schedule ~

Schedule for club events to be set and posted within **Metro Area RC Flying** website calendar. Our dates will be provided to Keith who maintains that website.

[http://www.metrorcflying.com/metro\\_schedule.htm](http://www.metrorcflying.com/metro_schedule.htm)



## Western R/C Flyers Inc. Membership Renewal and Application 2020

Please print clearly!

Name: \_\_\_\_\_

Street: \_\_\_\_\_

City: \_\_\_\_\_ State: \_\_\_\_\_ Zip: \_\_\_\_\_

Phone: \_\_\_\_\_

Email: \_\_\_\_\_

AMA Number: \_\_\_\_\_ Payment: \$ \_\_\_\_\_

**2020 Dues: \$35** (Renewals must be paid by **April 1**) New \_\_\_ Renewal \_\_\_ (Check One)

Sign Here: \_\_\_\_\_ Date \_\_\_\_\_

**Membership application subject to approval. Current AMA membership is required.**

**Make Checks Payable to: Western R/C Flyers**

Complete this form (new applicants only) and send with check to WRCF Treasurer:

Dean Copeland 15668 Fountain Hills Dr. Omaha, Nebraska 68118