



OMAHA NEBRASKA
AMA 857

TAILSPIN NEWSLETTER

April 2020

President: Rick Miller
402-624-2530 millerrick7@gmail.com

Vice President: Rick Haneline
402-321-7577 rickh55@msn.com

Field Maintenance: Loren Blinde
402-416-0855 lbinde@neb.rr.com

Field Safety Officer: Mike Lawver
402-443-8345 MikeLawver@charter.net

Treasurer: Dean Copeland dcopeland937@centurylink.net
Address: 15668 Fountain Drive, Omaha 68118 402-334-2787

Secretary: Tim Ryan
402-943-6731 old43school@outlook.com

Tailspin Editor: Nelson Carpenter
402-709-3651 J3fiyah@gmail.com

A Word from the President

Meetings: TBD



Hello club members! I certainly hope all of you and your families are coping well with the state we are in. After this is all said and done, we will do our best to get back to normal with our lives. That includes enjoyment of our hobby.

Concerning scheduled and sanctioned club events, we had already recognized the need to delay when AMA sent out direction that officially postpones all scheduled through May 31st. We only had one event sanctioned which was the *WWI and Golden Age* fun fly. We'll see how this health crisis plays out, and then go from there.

My best to all of you. Be safe.

Let's go fly!

- Rick Miller



Vice-President's Corner



I do not have much to write about and haven't had much ambition since my knee replacement. Took my drone out a couple of days ago and flew it around in front of my house. First thing I flew since the operation.

I hope you guys are doing better than me flying and getting planes ready to go. This virus is really messing things up. Really getting tired of staying home.

Go out and fly!

- Rick Haneline



SPECIAL COVID 19 NOTE: WRCF members/flyers are not to approach ARDC offices and/or maintenance operations buildings at Mead. Nor do you directly approach any of the ARDC personnel. Watch further notice.

Treasurer's Report



As you can see membership renewals (*attached list of current members*) are coming in at a pretty good pace for the new season.

I am sure that everyone is getting ready to test out those new creations and or just get back to flying their tried and true planes from last year. With the virus in all the news, we are not given much of a choice as to what we can be doing other than staying home and starting a new project or whatever. I for one don't watch TV all that much so I spend most of my time in the shop when I am home.

As for the status of the club treasury - expenses are nil and there are no outstanding bills that I am aware of at this time. Should any of you have paid for something please send me the receipt and will get you squared away.

As are all of you, I am more than ready to get back to flying. Looking forward to another fun season and good friends.

Your Treasurer ~ *Dean Copeland*

	<u>2020 Members thru February</u>		<u>AMA</u>
1	Jacob	Brown	596446
2	Jim	Hoff Jr.	858014
3	Skip	Brown	90624
4	Don	Pieken	491585
5	Galen	Lillethorup	N/A
6	Tim	Peters	41409
7	David	Kelly	113940
8	Tim	Ryan	1151475
9	Loren	Blinde	91210
10	Tom	Wild	129512
11	Jack	Wilhelmi	N/A
12	Paul	Edmunds	921
13	John	Millie	390177
14	Doug	Clemetson	1079758
15	Mike	Lawver	1010979
16	David	Reiber	281
17	Bud	Mitchell	747892
18	Jack	Barry	741022
19	Jud	Bock	558416
20	Rick	Miller	5906
21	Nelson	Carpenter	5730
22	Earl	Pollard	865026
23	Tom	Floyd	130852
24	Dean	Copeland	700148
25	Steve	Rasmussen	108676
26	Ron	Pacana	96202
27	Carroll	Jolly	847183
28	Frank	Trouba	54712

Mead Field Weather Station



installed.

Weather conditions at our field can be viewed from your computer or phone. It is available through *Weather Underground* from a weather station that the university's ARDC Farm/Facility Shop has

<https://www.wunderground.com/personal-weather-station/dashboard?ID=KNEMEAD2>



	<u>2020 Members thru March</u>		<u>AMA</u>
29	Richard	Jonas	997091
30	Rene	Mayo	1038588
31	Dennis	Bender	916241
32	Rick	Hainline	445993
33	Bob	Wheeler	775001
34	Jim	Henley	816592
35	Brian	Peterson	112922
36	Larry	Bailey	632167
37	Larry	Inness	883391
38	Bernie	Baker	928732
39	Skip	Prusha	333250
40	Rich	Tiller	640635
41	Jim	Simonitch	108012

- Things Going On -

by Nelson Carpenter



I promised myself not to mention the virus in this newsletter. Hard not to do so. But it is my hope that this month's *Tailspin* serves as a distraction for you. We all are experiencing inconveniences in our lives with safety most important. Do stay well, abide by social distancing, and find something to take your mind off it. By all means, don't let it get you down.

Our flying field is open for use. But that could change at any time. Meanwhile if you do fly, be sure to practice social spacing and use good common sense. Our flight line is long, so there should be plenty of separation possible. Follow all Federal, State, and local guidelines pertaining to the virus. Please don't interact with ARDC personnel unless they approach you. Watch your WRCF mail for future announcements. Enjoy your flying.

Dean Copeland has notified our *Porta-Potty* service that we are ready to start up again. Expect one to be delivered first few days of April.

The field will need mowing before long. Our mowers are to be serviced by Mike Lawver. Following that, Loren Blinde will have a schedule in place for the mowing crew. With no more than two of us handling the mowing at a time, we will be practicing social distancing.

Unfortunately at this writing it became official. AMA has postponed all sanctioned flying events through May 31st. That includes our *WWI and Golden Age* fun fly. We will reschedule later.



Next month's newsletter, I'll show the steps that I've taken with my current build project. It involves the "bashing" of an "unnamed kit" into a light attack fighter of this era. I've included photos showing my drawing on top of the existing plan, and a peek at progress through the end of March. A few of you are privy to what modifications I'm making. Specs include 90" wingspan and a VVRC 30cc twin cylinder gas engine. I'll say no more for now, and keep you guessing.

Staggerwing Build - Part II

Submitted by Bernie Baker





Now that we're back from Phoenix and the *Coronavirus* has everyone hunkered down, I'm getting some good traction on the *Staggerwing*.

Most of the internal mechanics are finished, which is the bulk of this build. Cabin struts have been installed, which are needed if you decide to cut out the windshield and side windows. I also added a former to stiffen the fuselage mid-way toward the back of the plane. I thought it was a little weak without one. The aileron and flap linkages have been something totally different and are well-engineered. There are no exposed pushrods or horns on this model.

Everything is internal. A torque rod is epoxied into the aileron and flap (see picture). The other end of the rod has a square fitting that slides into a socket when the wings are installed. These sockets have arms which are then connected to the servo. Pretty clever.

With all this time spent at home, my wife actually asked me if I had another plane to work on after this one. Of course!! Happy building and I hope you're all staying healthy.



Western R/C
Flyers

DAVE'S SHOP NEWS

Submitted by Dave Kelly



Well..... It's shaping up to be a very different summer for our RC community. I'm glad I was able to attend many out of town events last summer. I think it will change quite a bit though. I've been a hermit since last November when all my issues got started. So I'm well practiced for our current state of affairs. My safe zone has a pretty big circumference right now.

Since I've retired I've built and rebuilt much in my hangar. I'm well stocked. My upstairs hangar queens are begging to get out and into the air. But.....I think I'm going very low key this summer. Probably fly my extra.....No flaps. No gear. No bombs. No pressure as compared to warbirds.

I hope all of you and your families come through all this healthy. I'm sure everyone will be smarter, and soon things can get back to normal. Take care everyone.



Western R/C
Flyers




Documentaries Worth Viewing


Submitted by Nelson Carpenter




If you find yourselves about to climb the walls in your homes, and need a break from building that airplane, then check out these documentaries. They are available on *Amazon Prime Video*. I've watched all three and give them five stars.



Pancho Barnes was a bigger than life person with a colorful flying background. She had much interaction with the infamous USAF test pilots at *Edwards AFB* in the 1940s. It was Pancho's ranch and land that the government condemned and took for the expansion of *Edwards AFB*. Run time 1 hr 4 min.



This is about training thousands of *Army Air Corps* pilots at over 700 airfields across the US leading up to and during WWII. Interviews with several of the surviving *Army Air Corps* pilots make this an interesting documentary. Some good footage of the actual aircraft and training back then. Run time 1 hr 54 min.



This is about America's first supersonic fighter, the *F-100 Super Saber*. A fact about this late 1950s fighter is that it flew more combat sorties in the *Viet Nam* war than any other fighter. Interviews with former "*Hun*" pilots reveal much about the *F-100* and its flight characteristics. Such as adverse yaw in a rolling turn. Run time 1 hr 30 min.

Sing-A-Long with Tim

Submitted by Tim Peters



I recently discussed our *FAA* predicament with John, Paul, George, and Ringo. They sympathize, and came up with this song for our cause. You may notice that the tune is similar to one of their early hits, but I'm sure that's just a coincidence.

(1st verse)

*You say you lost your plane
by flying it too high-ee-yiii
the government came down
and zapped it from the sky-ee-yiii*

(Chorus)

*'Cause it's unlawful
and you know it's just too bad (yeah, yeah, yeah)
It's bogus
and it really makes you sad.*

(2nd verse)

*They tell you it's too far
You're flying out of sigh-ee-ite
The way things are looking now
The future's not too brigh-ee-ite*

(Chorus)

*'Cause it's unlawful
and you know it's just too bad (yeah, yeah, yeah)
It really stink-ohs
And it mostly makes you mad*

(3rd verse)

*You know it's up to you
it's really not too fair
so when they turn their back
launch another plane in the air-e-air.*

(Chorus)

*'Cause it's unlawful
and the government's like kings (yeah, yeah, yeah)
It's absurd-ohh
They're taking away our wings...*

*Western R/C
Flyers*

A PERFECTLY GOOD MODEL AIRPLANE NOSE DOWN IN A FROSTED CAKE.....



(Modeler's name has been protected.)



There were years that the *Western Flyers* had a thriving IMAA (*International Miniature Aircraft Association*) chapter. The “284th Aero Squadron.” The organization dissolved, but we have been left with good memories of fun times.



BACK ISSUES OF TAILSPIN:

http://www.metrorcflying.com/metro_newsletters.htm

SOCIAL DISTANCING AT FIELD



HHS has directed WRCF to replace the green benches at Mead Field. The purpose is to provide us all with adequate person-to-person separation. So the club has purchased four of these fiberglass benches to be in compliance. They will be ordered in green.

Wahoo Municipal Airport, Nebraska Aviation Weather Report and Forecast

<http://www.usairnet.com/cgi-bin/launch/code.cgi?Submit=Go&sta=KAHQ&state=NE>



Fokker D-VII Finished

Submitted by Tim Ryan




John Millie is a builder. John enjoys coming out and flying too, but he really loves to build things. Airplanes, cars, boats, steam engines, you name it. Like many of the WRCF members, John has been building models since his childhood. Also, like many WRCF members, he gets the most satisfaction from the building of his models. John likes to fly too, but I dare say

he enjoys the building process even more than the flying. I don't have any problem buying a foam model and flying it that same day, but Johnny loves to find an old unbuilt kit and seeing it take shape, piece by piece.

One day last year I was at his house looking over his collection and I saw an airframe all built up that had not yet been covered. It was beautiful. It was a Semi-Big Fun Scale Fokker D7 kit from *Orline RC Aircraft* with a 72" wingspan. The workmanship was something to marvel at. It would have taken me months to build it, and then it would have looked like something a novice would have made. I think John said it had taken him less than two weeks to complete. I could not get over how delicate the structure was on the wings, with cap strips on every rib and nose rib. Built up ailerons and elevator. To me it was a work of art. John said he had gotten his fun out of it, and asked if I would like to have it, to finish and fly. I said of course I would, and I took it home. I sat it on my coffee table and just admired the workmanship.

A year later, I finally asked John and **Scott Kuhn** if they would help me with the covering, and they both happily volunteered. I hauled the Fokker back to John's basement, and over a recent weekend the three of us got it covered. John supplied the transparent red *Monokote* film, just like the model on the box art was covered with. It is the perfect choice to show off the delicate structure underneath. I decided to power the bird with an electric setup instead of the .60 to .80 glow recommended by the manufacturer. The model predates 4 stroke glow and electric power options. The trim will be a tongue in cheek nod to *Charlie Chaplin's* movie, *The Great Dictator*. I hope to have it finished in time for our *WWI & Golden Age Fun Fly*, I just hope we still get to hold the event given current world conditions.

Many thanks to **Scott Kuhn**, and especially to the very generous **John Millie**.



Western R/C
Flyers

Vailly Sea Fury - Part III

Submitted by Larry Inness



Here's the latest with my winter project. The Vailly designed *Sea Fury* was kitted by Precision Cut and it has a 90" wingspan. It will have a twin 70cc gas engine pulling it around. Also an auto start for the engine. I'm building this from a short-kit and plans. The *Sea Fury* has been a fun build so far.

The construction of the *Sea Fury* is completed and the electronics and engine are installed. The *Sierra* retracts are scale and work perfectly.

I built a 3 piece wing for ease of transporting. The joint is between the aileron and the outer flap. I used aircraft grade plywood for the dihedral blade with a three bolt locking system. Flaps interlock between the inner and outer so one servo can be used. I find this to be a reliable construction technique as I have used this on a giant *P-51*, *P-47*, *AT-6*, and my *Corsair*. I have several years of flying with all of them. You have to wait till next month to see the color scheme I have chosen.



Western R/C
Flyers

Launch Trolley with Cradle

Submitted by Tim Peters



A while back I mentioned a 'launch trolley' that good friend and fellow WRCF Jud Bock gave me. I have a couple of planes that have no landing gear and are a little challenging for me to launch. I had seen Jud launch *Old Timer* planes with the trolley and asked him if he had plans or dimensions to share. Good guy that he is, he just gave me the trolley. And weasel that I am I was more than willing to accept!

The trolley was intended for use with my ~15' span *Airtronics Sagitta* sailplane. The trolley was too wide to securely hold the sailplane, so I crafted a cradle using half-inch PVC pipe and couplings. If you check the photos you'll see that the cradle clamps onto the trolley using screws and blind nuts. Two vertical wires positioned in front of the wing leading edge keep the glider in place until enough airspeed is reached; then the plane lifts out of the cradle. I liked this setup so much that I created another cradle for the 2m wingspan *Skyhunter* foamy plane. The *Skyhunter* has a wider fuselage, therefore the need for a wider cradle. The cradles are easily removed and swapped out as needed.

Just looking for some good weather to fly. It's 23 degrees today and the wind is blowing at 45 mph. ☺



HAVE A NEED TO RELAX...?????



...then come fly Old Timers with us!

Western R/C
Flyers

2020 CLUB EVENTS

THE MAY 16TH FUN FLY HAS BEEN POSTPONED INDEFINITELY, AND THE OTHER TWO MIGHT FOLLOW. WATCH FOR FUTURE NOTIFICATION BY CLUB.



OMAHA NEBRASKA
AMA 857

WWI and Golden Age Fun Fly

Saturday May 16th 2020*

Mead Field
Landing Fee \$10
(includes lunch)

All Models this Era*
Welcomed!

Lunch +

Visitors/Guests \$5 for lunch.

POSTPONED

*Inclusive WWI acft thru 1939
Civilian or Military

Contact: Nelson Carpenter J3flyah@gmail.com
AMA Required to Fly - Wide Open Space - Large Runway - Easy access Pits
*Rain Date: Sunday May 17th

OMAHA, NE - AMA 857
AMA card required to fly

SPRING FUN FLY

Saturday June 20th
9:00am until Dusk

Any type or size of airplane, gas or electric may fly!

Trainers, Sport Flyers, Scale, Single Wing,
Multi Wing, Single Engine, Multi Engine,
Gas/Electric, Gliders, etc.....

Landing Fee \$10 includes lunch/drink
(Guests \$5)

Mead Field located 3.7 miles south
Town of Mead

OMAHA NEBRASKA
AMA 857

~2020 EVENT~

32nd Annual Bud Hall

Large RC Airplane Fun Fly**

- Required Min. 80" Mono - 60" Multi-Wing - or true 1/4 Scale -

Mead Field* Saturday Aug 22nd

FLYER FEE \$10
Includes lunch & soda

Non-Flyer Lunch \$5

Rain date 23rd

AMA Required to Fly - Wide Open Space - Large Runway - Easy access Pits
* Located 3.7 miles S. of Mead from Sinclair station on Hwy 92. Watch for signs at field entrance. **Non-scale airplanes allowed.





~ Western R/C Flyers 2020 Event Schedule ~

Schedule for club events to be set and posted within **Metro Area RC Flying** website calendar. Our dates will be provided to Keith who maintains that website.

http://www.metrorcflying.com/metro_schedule.htm



Western R/C Flyers Inc. **Membership Renewal and Application 2020**

Please print clearly!

Name: _____

Street: _____

City: _____ State: _____ Zip: _____

Phone: _____ Email: _____

AMA Number: _____ Payment: \$ _____

2020 Dues: \$35 (Renewals must be paid by **April 1**) New ___ Renewal ___ (Check One)

Sign Here: _____ Date _____

Membership application subject to approval. Current AMA membership is required.

Make Checks Payable to: Western R/C Flyers

Complete this form (new applicants only); current members include AMA number with mailing address; send check to WRCF Treasurer:

Dean Copeland 15668 Fountain Hills Dr. Omaha, Nebraska 68118