

# Hawk Talk

President... Luke Hughes  
Vice Pres... Paul Edmunds

Editor/Publisher  
Joe Hunt

Secretary... Rick Sessions  
Treasurer... Kevin Hyde

**NEXT GENERAL MEETING:** Friday, Feb 26, 2021—7:00 PM – 9:00 PM **Call in PC/Phone with Zoom**  
**MEETING PROGRAM:** Club updates, bring something to virtually share / show, Zoom Details to follow.

**NEXT BOARD MEETING:** Tuesday, Mar 16, 2021-- 7:00PM – 8:30PM **Call in PC/Phone with Zoom**  
**MEETING PROGRAM:** Club updates, virtual cookies, and committee updates

**ALL CLUB MEMBERS ARE ENCOURAGED TO ATTEND BOARD MEETINGS**



Luke Hughes

## New RC Club's President's Message for February 2021

Ahhhh winter, the most interesting season when it comes to good 'ol Nebraska weather. 50 degrees January 20th, 12½" of snow on the 25th. It's likely single-digit high temperatures or below as you read this month's newsletter, but soon we'll be seeing eager flyers start to appear at Hawk Field. Use this last cold month to take a good look at your aircraft fleet's structural and mechanical integrity. Most flying seasons I have a plane or two that hangs in my garage that needed light repairs that I should have addressed over the winter months.

## *Hawk Talk*

Spring hits quickly with youth baseball, lawn work and RC flying (or insert your activities here). So, I encourage you to have a sound fleet of aircraft ready to roll soon.

We've got an incredible flying season ahead. Check the club calendar on our website for so many upcoming events. If you've never tried flying off floats, be sure to try it this year; it's awesome! If you've never done so, contact me and we can arrange to have a plane on a buddy-box for you to try at our first fly off of the dock.

See you in a month,

Luke Hughes

### **Know Your Membership Card**

The Omahawks Membership card has been designed to provide the most useful information for the member and to someone that might find in the event it gets lost.

It includes the year that the membership applies in the upper right corner and the membership expiration date (this will be the end of the applicable year).

It also includes your Name, Email address (for contact information, if you don't have an email address your phone number will be inserted instead) and your AMA number and the expiration date for your AMA membership.

Being an AMA charter club, your Omahawks membership technically also expires when your AMA membership expires because your AMA needs to be current for insurance coverage.

Since AMA membership may not end at the end of the year, it's important that you get a new card if your AMA membership expires in the middle of the flying season.

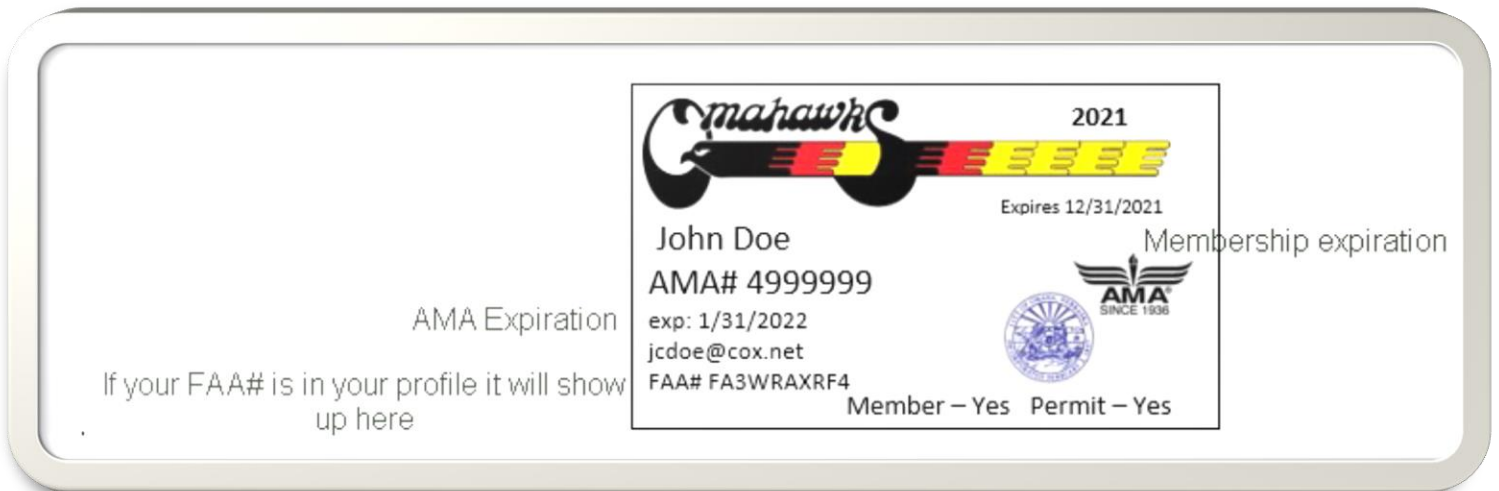
## Hawk Talk

You can do that by contacting Kevin Hyde. We also have the capability to print your FAA# on your membership card if you enter it on your Omahawks profile when you update your membership. **This is a recent change so if your card doesn't have your FAA# on it** and you would like it added, contact Kevin Hyde and he can print a new card for you.

At the bottom of the card is a Member and Permit status. We have a few members that are not flyers and we can (but currently don't) have people with flying permits that are not members. You will see the word Yes or No following each of these status indicators.

If you have input on the membership cards and would like to suggest changes please feel free to contact Kevin Hyde at [kchyde@cox.net](mailto:kchyde@cox.net) or you can text me at 402-670-8320 (please include your name in the text in case I don't have your number in my contact list).

**Editors Note:** *If you received your 2021 Card in 2020 there might not be any info on the back of your card.* Kevin has assured me the changes are for newly issued cards going forward, and will not be replacing any previously issued 2021 cards at this time.



Front of Membership Card

## *Hawk Talk*

### 2021 Officers & Contacts

President – Luke Hughes, (402) 998-9275

Vice President – Paul Edmunds, (402) 572-8467

Secretary – Rick Sessions, (402) 312-6482

Treasurer – Kevin Hyde, (402) 670-8320

Field Chairman – Cole ~~Meyo~~, (402) 639-7838

Safety Officer – Dennis Bender, (402) 637-6642

News Letter – Joe Hunt, yovanguy@gmail.com

Website: [www.Omahawks.org](http://www.Omahawks.org)

Back of Membership Card (2021 Version)

**Hobby Town Event is this  
Thursday!!**

See Flyer Below



# HobbyTown EVENT

Thursday January 21<sup>st</sup> 2021  
 &  
 Thursday February 18<sup>th</sup> 2021  
 7 - 8 pm - 'Downstairs'


## Introduction to Radio Controlled Modeling

Club hosted FREE seminar  
 & Q&A!



- RC Simulator
- **Trivia & Prizes!**
- Bring your Questions!

[www.Omahawks.org](http://www.Omahawks.org)

 [Facebook.com/Omahawks](https://Facebook.com/Omahawks)



Charter Club #4736  
[www.modelaircraft.org](http://www.modelaircraft.org)

Learn just how easy it is to learn to fly RC aircraft using the latest technology such as the simulator and SAFE Technology!

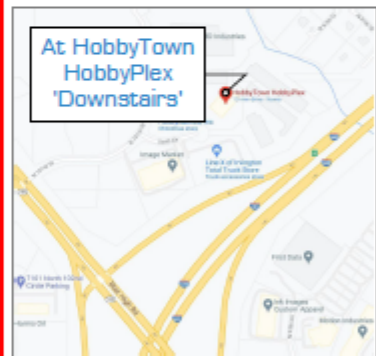
Understand the basics of the RC Hobby, Aircraft, Equipment & Budget

Hands-on out-of-the-box Trainer Aircraft characteristics demonstration

How to hone your flying skills to be able to advance to the aircraft you desire

Overview of the Omahawks RC Club's Newly Renovated Flying Site and Academy of Model Aeronautics

Lengthy Q&A to get YOUR questions Answered!



**Contact:**

Luke Hughes 402.995.9275

or

Rick Sessions  
402.312.6482

For additional information

**We're excited for you to attend!**

## **Omahawks General Meeting Minutes**

**No Meeting Minutes for January 2021 were provided to the Newsletter Staff! Look for an email on the subject from our secretary soon!**

## **Omahawks Business Meeting January Minutes**

January 19, 2020 at 7:00pm via Zoom

**Board Members: Luke, Paul, Rick S., Kevin, Cole, Shaun, Skip B., Dan F., Norris**

**Visitors: Dr. Doug L., Hague, Rick H., Tom G.**

### **Officer/Chairman/Editor Reports:**

**Treasurer Report:** *(Kevin)* Reviewed and accepted financial reports. AMA Model Aviation Magazine subscriptions sent to 15 local schools

**Membership Count: 105** Rick S. encouraged members to reach out to the 14 new members already signed up! (Shaun to compose an email. See list below.)

### **Old Business:**

**Field Improvements:** Luke: finish up the Red Roof Shed (paint walls, install toilet and workbench), spring clean up, parking lot needs stones (city?) and move gate closer to road.

**Field camera:** Next steps (Dan F.): Dual Rates enabled our website to accept FTP protocol, have unique web page to view, router/switch is purchased. Camera will

## *Hawk Talk*

be on a schedule to take pictures every few minutes to save on data/costs. Thank you Jeff R., our website builder for his service to enable FTP format!

Marketing ideas: (Norris) Input needed from Rick and others on expanded marketing ideas/presentation. Mobile presentation at stores, update our brochure.

Please help at our special events to reach out to attendees and market our club.

Documentary video needs a sub committee to get it moving

SAC indoor event: (Norris) Lightly attended. We had 2 simulators and gave away foam gliders for the kids.

### **New Business:**

Discussion of Board responsibilities (outline attached and online at Google docs)

2021 Event Schedule (see attached)

Preliminary Events calendar discussed as prepared by Dick Behrens. Major events need to be added to the calendar as they are firmed up.

Training Program assessment/enhancements: Rick to have training planning meeting 1/28

Expanded focus to ensure our club members are getting their training needs met. This could include a refresher course, advancing to a new style plane and/or trying new flying techniques (i.e. pattern, sport acrobatic, jet, etc.) This could include follow-up appointments between the member and a skilled pilot.

Norris worked up solo certificates and student information forms. Formal presentation of solo pilots with certificates, include in Newsletter. (Rick to follow-up)

P-51 Gunfighter Ride/Raffle 2021. Tom G, Luke and Rick have secured ANOTHER ride for 2021, so tickets can be sold with proceeds going to MAW! Thanks Larry Lumpkin! Norris and Tom will get new tickets made up so we can begin selling them.

## *Hawk Talk*

Norris: wants to get TV coverage for the Raffle Ride and Labor Day via press releases, so give him a “heads up” as you firm up events.

\*\*\*\*\*  
\*\*\*

**Member Meeting:** January 29<sup>th</sup> at 7pm, Zoom

### **Upcoming Events:**

HobbyTown seminar 1/21/21 at 7pm—intro to RC.

Training Planning Meeting 1/28/21 at 7pm via Zoom, committee members check email.

Indoor flying at soccer center every Wednesday and Friday from 11:30 to 1:30pm, Chalco Lake area, \$5.

Building workshops—nothing formal, check the “expert” list in past Newsletters for building help.

**Meeting Adjourned:** 8:15pm      Motion by: RBS      Seconded  
by: Norris

**Officer Project Alignment/Responsibility for 2021: see below and available on Google Docs at:**

[https://drive.google.com/file/d/1ED1RyFb2smzq7NrdjwOVRNbgP-SkKSwf/view?usp=sharing\\_](https://drive.google.com/file/d/1ED1RyFb2smzq7NrdjwOVRNbgP-SkKSwf/view?usp=sharing_)

### **Elected Officers:**

Luke Hughes - Field Projects, Marketing

Paul [& Cindy] Edmunds - Events & Safety



## *Hawk Talk*

Rick Sessions - Community/Youth Outreach, Newsletter

Kevin Hyde - Media & Security & Grounds

Cole Meyo - Field **Security & Grounds**

*Overall eyes & ears on Hawk Field activity & conditions*

Dennis Bender - Field **Safety & Food**

*Flyaway & Recoverable crash reporting, food planning & preparation*

Dan Fitzgerald - **Media**, Event Photography, Field Camera Implementation

*Website, Photosite & Field camera implementation*

Norris Hoover - **Marketing**

*Omahawks Apparel, AMA Article, MAW/P-51 Raffle*

Ron Beauchene - **Field Projects**

*Gate Relocation, Brush removal & Spring Cleaning*

Shaun Brothers - **Community/Youth Outreach & New Member Welcome**

*Welcome New members, consider new youth events*

Skip Brown - **Events**

*Assist in event planning & scheduling as needed*

Joe Hunt - **Newsletter**

*Continue to gather article material and edit. Re-work look & feel for 2027*

Other 'Key' Leadership Characters:

Jack Farner

Hague Howey

Ed Paasch

Doug Lichti

## Hawk Talk

Derrick Kelley  
Robert Green  
Bob Wheeler  
Tom Gulizia  
Larry McChesney  
Rick Haneline  
Steve Farner  
Many More!

### 2021 Omahawks Event Schedule (preliminary)

<u>Date:</u>	<u>Event</u>	<u>Coordinator</u>	
<b>April thru September: Training Guest Night every Thursday from 6pm to 8pm (or dusk)</b>			
May 12	Wed 9am-noon	Old Timers	Dennis
May 29	<u>Sat</u> 9am-1130am	Float Fly	Tom V & Ron
June 2	Wed 9am-11am	Any Slow Flying plane	
June 9	Wed 830-1130	Elec Sailplanes	Frank, Dick
June 12	Sat Hold Open—Combat Event		Joe H
June 26	<u>Sat</u> 9am-noon	Old Timers	Dennis, Dick
July 10	<u>Sat</u> 9am-1130	Float Fly	Tom V, Ron, Dick
July 14	Wed 9am-noon	Old Timers	Dennis
July 17	<u>Sat</u> Hold Open—Western Flyers event (Bud Hall)		
July 21	Wed 830-1130	Elec Sailplanes	Frank
Aug 4	Wed 9am-noon	Old Timers	Dennis
Aug 11	Wed 830-1130	Float Fly	Tom V & Ron P
Aug 13,14,15	Hold Open—Pattern Contest		
Aug 18	Wed 830-1130	Elec Sailplanes	Frank

## Hawk Talk

Aug 21	Sat Hold Open—Combat Event		Joe H
Sept 6	Monday: LABOR DAY EVENT		
Sept 11	<u>Sat</u> 830-1130	Float Fly	Tom V & Ron P
Sept 15	Wed 830-1130	Elec Sailplanes	Frank
Sept 22	Wed 9am-noon	Old Timers	Dennis

### To Be Scheduled: Multi Wing Fun Fly, Drone Event, Teen Flight Camp

OT - At Old Timer events, lunch will be available with a donation requested.

FF - At float flies, electricians can start at 830am.... If weather is bad, event may be postponed to help insure their being 3 -4 Float flies. ....,In the past, if the NWS **6 pm wind forecast** was 15-25 mph for the next morning, the event was cancelled or postponed. To get the word out an email was sent out ASAP.

In 2020, Tom V used his weed eater again to cut grass, etc east of the parking lot & around dock area for pit areas..... City provided picnic tables for Float Flies (when needed given 2-3 days notice via e-mail to City Maintenance Foreman, Bill Andersen)..... To avoid conflict, a kayaking club was notified via e-mail ( [woggworks@yahoo.com](mailto:woggworks@yahoo.com) or 402-660-4819) in Jan -Feb when the FFs were scheduled. The City Park event coordinator, Brenda Paul, (brenda.paul@cityofomaha.org ) was also notified then of the float flies.

Dick B – Jan 18, 2021

Updated 1/23/21 RBS

### New Members

(so far)	City
Brazil, Joshua	Omaha
Collins, Thomas	Council Bluffs
Davidson,	
Richard	Bellevue

## Hawk Talk

Eberly, Solomon	Omaha
Hafkamp, Beny jr	Rosamond
Harvill, Danny	Omaha
Jensen, David	Boystown
Keith, Aidan	OMAHA
Keith, Gabe	OMAHA
Keith, Randall	OMAHA
Lincoln, Steve	Council Bluffs
Schulte, Grant	Gretna
Snodgrass, Jason	Omaha
Wilson, Greg	Omaha

### Featured Articles

## Gray Ghost RC Airplane

**Editor's note:** The Paul E submitted his first segment of this article on 12/26/2020 and it was published in the Jan 2021 Newsletter. Here is the second installment sent on 02/07/2021 for this Newsletter.


A few of my thought before I get started:

Glues used: Titebond II, Instant as well as Medium CA and Spray Contact adhesive


01/08/21

Glued last of tail pieces together, built the Battery Box Carrier, installed the outer sleeves of the pushrods in, sheeted bottom of Fuse and wing center section both top and bottom. Installed the wing rear spar in place. Then started to rough sand the tail plane parts

# Hawk Talk



Tail pieces prior to glue together!



Glued last of tail pieces together



*Hawk Talk*



Built the Battery Box Carrier

## Hawk Talk



Sheeted bottom of Fuselage and wing center section both top and bottom

01/09/21

Glue on top rear Turtle Deck and rough sand to dimension

Glue on Elevator and Rudder Ply reinforcements where controls attach

Sand out wing cut out area and trial fit wing, trial fit hinges and tail pieces



# Hawk Talk



Sand out wing cut out area



Pushrods Installed




## Hawk Talk

01/10/21

Sand and fit wing in wing cut out, assemble wing into cut out and measure wingtip to Elevator tips to ensure correct dimensions for proper placement.

Remove and sand control doublers to smooth fit on tail

Glue Wing in Place after again confirming that the wingtip and Elevator Tips are in proper alignment



Checking Proper alignment!

01/15/21

SAND and then SAND some more Install top Hatch retaining Magnets and then plane and sand top Hatch

# Hawk Talk



Glue on top rear Turtle Deck and rough sand



Just need Ailerons

## Hawk Talk

0/18/21


Sand top cowl block to shape, install 1/4" triangle stock to F1 and F2 for reinforcement

Inspect fuse and do some final sanding. Almost forgot ailerons cut and sand to shape and install hinges.

One more inspection and final detail work. Like fitting the Canopy and Cowl.

At this time, I have not decided on what motor I'm going to use it calls for a Park 480, also I have not decided how I'm going to cover it or for that matter what Colors I'm going to use. So, for now it's done EXCEPT for cleaning off the workbench top and sweeping up the floor.

IT DONE FOR NOW



done EXCEPT for cleaning off the workbench top

## **Tiger Moth Build**

*Article and Pictures submitted by Bernie B*

Although I've already got enough biplanes, I decided to build a ¼ scale Tiger Moth. I've always liked the looks of that aircraft, which served for many years as a trainer for the RAF. Most pilots in the Battle of Britain were trained in the Tiger Moth. The other reason I chose this particular aircraft is because the kit is rather rare and gets high marks for scale.

I was pleased with the quality of everything when I opened the kit, BUT there were no instructions (I had the plan sheets.)! After scrambling, I put some posts on [RCG](#) and [RCU](#) and someone from Canada went to the trouble of making a copy and uploading them for me. **This is a great hobby in that regard with people helping each other along the way.**

After getting the instructions, the first thing I noticed when getting into the kit is that most of the wood is basswood instead of balsa. This will make it stronger but heavier. Fortunately, biplanes have a lot more wing area so this shouldn't be a problem. As you can see in the pictures, most of the tail feathers' leading and trailing edges are made from laminated pieces of 1/16" basswood. This makes for a very strong structure and it wasn't that difficult (although a little messy) other than needing a lot of clamps.



# Hawk Talk




Hinges are simple, strong, and unique. Three eyehooks connected with a 2-56 bolt and a small brass tube.

*Hawk Talk*






# Hawk Talk



## *Hawk Talk*

The fuselage is made of basswood longerons and a large ply doubler on the front half.



The center section of the top wing is actually a fuel tank on the real airplane. That structure is also where the cabane struts and tensioning wires are connected to get the upper wing properly mounted and squared up with the fuselage.



## *Hawk Talk*



This has been an interesting and challenging build so far and I'm looking forward to keep working on it through the winter. With Covid, there isn't much else to do.

Stay safe. Bernie

**More Great Articles from past Newsletters, this from our old March 2008 Hawk Talk!**

## **JIM'S SAFETY LESSON**

*This month's safety article is brought to you by our own favorite biplane fanatic, Jim Henley, who would like to offer everyone an important lesson so they don't have to learn it themselves.*

### **We have all been there.**

Get to the field, get set up, you can hardly wait to fire the old girl up give the control sticks a shake. Yep, they work. Grab the plane and walk to the taxi way.

### **What about your preflight?**

Well, I checked the controls, and they worked. But did you **CHECK YOUR** controls?

Finally, a day that it is actually decent enough to do some flying!

Even with a computer radio, things can change, some small change you made and forgot while you were in the shop one day weeks ago. Remember, preflight every trip to the field, make SURE right aileron is really right aileron!

*- Jim Henley,  
Voice of experience*

## *Hawk Talk*



**Never  
neglect  
your  
pre-  
flight  
check!**