

Hawk Talk



President... Luke Hughes
Vice Pres... Paul Edmunds

Editor/Publisher
Joe Hunt

Secretary... Rick Sessions
Treasurer... Kevin Hyde

NEXT GENERAL MEETING: Friday, April 30, 2021—7:00 PM – 9:00 PM **Call in PC/Phone with Zoom**
MEETING PROGRAM: Club updates, bring something to virtually share / show, Zoom Details to follow.

NEXT BOARD MEETING: Tuesday, Apr 20, 2021-- 7:00PM – 8:30PM **Call in PC/Phone with Zoom**
MEETING PROGRAM: Club updates, virtual cookies, and committee updates

ALL CLUB MEMBERS ARE ENCOURAGED TO ATTEND BOARD MEETINGS



Luke Hughes

New RC Club's President's

Message for April 2021

Hawk Talk

Thank you to the Omahawks members that offered help, thoughts, and prayers while I was recovering from my personal experience with Covid-19. I was down for a bit more than a week, which was concerning as I have an RC Club to run. However, I consider myself lucky as I didn't have major issues. Norris delivered a couple boxes of Ho-Ho's ... those sprinkled with Cheeto dust are the cure-all; FYI. Thanks again to all who offered text messaging and other support the last few weeks.

As far as the club, the first training night was cool, but successful and the second canceled as weather wasn't cooperative ... but it will turn in due time. You'll see some new picnic tables and the final touches on the red-roof multipurpose shed being completed by the end of April. The showers and sunshine will provide nice green grass for those of you who have a hard time hitting the paved runway, and the evenings will be warm and beautiful for flying very soon!

Cheers,

Luke Hughes

Know Your Membership Card

The Omahawks Membership card has been designed to provide the most useful information for the member and to someone that might find in the event it gets lost.

It includes the year that the membership applies in the upper right corner and the membership expiration date (this will be the end of the applicable year).

It also includes your Name, Email address (for contact information, if you don't have an email address your phone number will be inserted instead) and your AMA number and the expiration date for your AMA membership.

Being an AMA charter club, your Omahawks membership technically also expires when your AMA membership expires because your AMA needs to be current for insurance coverage.

Hawk Talk

Since AMA membership may not end at the end of the year, it's important that you get a new card if your AMA membership expires in the middle of the flying season.

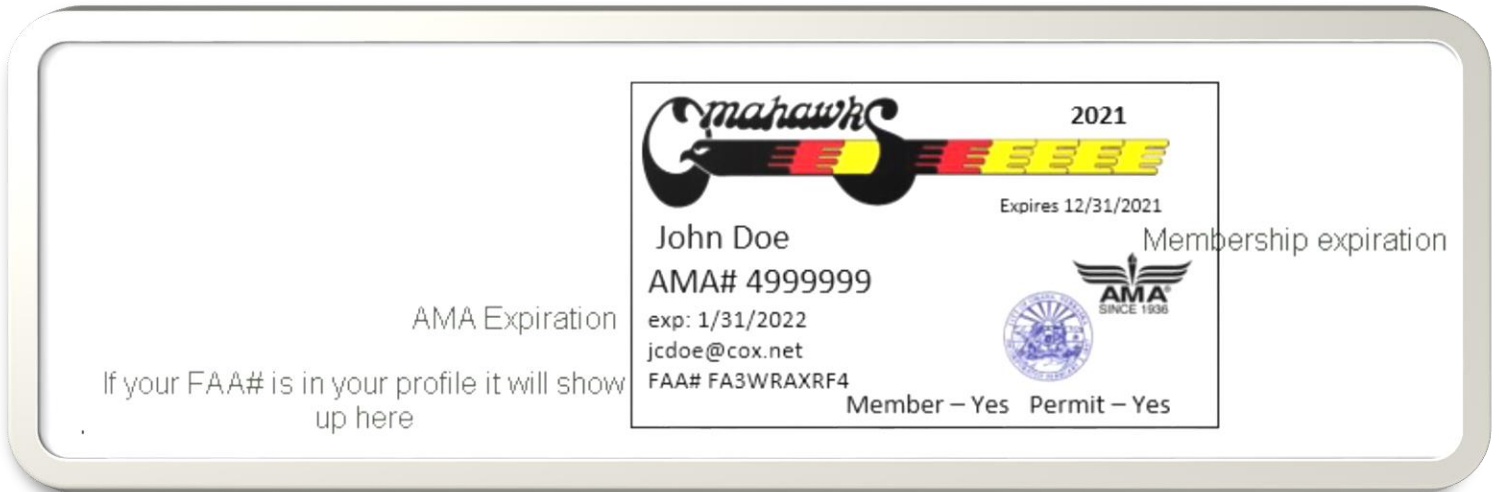
You can do that by contacting Kevin Hyde. We also have the capability to print your FAA# on your membership card if you enter it on your Omahawks profile when you update your membership. **This is a recent change so if your card doesn't have your FAA# on it** and you would like it added, contact Kevin Hyde and he can print a new card for you.

At the bottom of the card is a Member and Permit status. We have a few members that are not flyers and we can (but currently don't) have people with flying permits that are not members. You will see the word Yes or No following each of these status indicators.

If you have input on the membership cards and would like to suggest changes please feel free to contact Kevin Hyde at kchilde@cox.net or you can text me at 402-670-8320 (please include your name in the text in case I don't have your number in my contact list).

Editors Note: *If you received your 2021 Card in 2020 there might not be any info on the back of your card.* Kevin has assured me the changes are for newly issued cards going forward, and will not be replacing any previously issued 2021 cards at this time.

Hawk Talk



Front of Membership Card



Back of Membership Card (2021 Version)

Omahawks March General Meeting Minutes

March 26, 2021 @ 7:00pm

Old Business

Field Improvements: Luke: finish up the Red Roof Shed (paint walls, add metal ceiling, install toilet and workbench), spring clean-up postponed until later in April,

Hawk Talk

parking lot needs stones (city?) and find solution to the water run off erosion down driveway. (Parks to assess.) Refurbished picnic tables will be done by Parks. (Completed early April.)

Field camera: Next steps (Dan F.): Camera ready to install as shed is completed. Sample pictures on website under “Member/ Field Camera Test Page” tab.

Marketing ideas: (Norris) Input needed from Rick and others on expanded marketing ideas/presentation. Meet with Park’s PR and MAW foundation.

Club Apparel: (Luke) Ability to order online items including: polos, t-shirts, hats, jackets, stickers. Details coming by early May.

Pattern Contest: August 7th and 8th. Anyone can participate since there are multiple skill levels competing! Talk with Bob Wheeler or Robert Green.

FAA: final regulations on the remote ID requirement. No changes at our field. We continue with existing field & safety rules, using line of sight guidelines. Include your FAA # on each of your aircraft. When flying at parks or any other location, a “transponder” must be operating in the plane, once rules are implemented in 2 to 3 years.

New Business

Memorial ideas for Dennis Bender: Proceeding with the purchase of a large round picnic table for use on the expanded pavilion deck. Special memorial time at the memorial day “egg burn”.

Preliminary 2021 Events calendar discussion (see below)

Training: Expanded focus to ensure our club members are getting their training needs met. This could include a refresher course, advancing to a new style plane and/or trying new flying techniques (i.e., pattern, sport acrobatic, jet, etc.) This could include follow-up appointments between the member and a skilled pilot.

Volunteer opportunities (see attached) Norris worked up solo certificates and student information forms. Formal presentation of solo pilots with certificates, include in Newsletter. (Rick to follow-up)

P-51 Gunfighter Ride/Raffle 2021. Tom G, Luke and Rick have secured ANOTHER ride for 2021, so tickets can be sold with proceeds going to MAW! Thanks Larry Lumpkin! Check with Kevin or Rick for tickets to sell.

Pylon Racing (S. Brown) event: There is club interest, so we need to pick a date. Volunteers will be needed, talk with Skip Brown.

Hawk Talk

Airplanes should not be started on the runway. The nitro eats into the asphalt. Temporary port-a-potty at the field until the internal one is operational. Note the "Club of the Month" podcast link on our website...check it out.

Upcoming Events:

TBD Hawk Field work morning, 9am to noon, lunch provided.

4/1 Thursday training night starts, 6pm to dusk (every Thursday, weather permitting.)

4/24 Saturday: both the Sodbuster Auction (Sioux Falls) and the Steve Jordan estate sale (Bud's field in Council Bluffs) are on that day.

2021 Omahawks Event Schedule

Date:

Event

Coordinator

April thru September: Training Guest Night every Thursday from 6pm to 8pm (or dusk) Rick Sessions @ 402-312-6482 or rickbsessions@gmail.com

May 12	Wed 9am-noon	Old Timers	Rick Sessions
May 29	<u>Sat</u> 9am-1130am	Float Fly	Tom V & Ron P.
May 31	9am-noon	Memorial Day Egg Burn	Luke, officers
June 2	Wed 9am-11am	Any Slow Flying plane	Dick B.
June 9	Wed 830-1130	Elec Sailplanes	Frank W., Dick
June 12	Saturday	Combat Event (possible conflict)	Joe Hunt
June 26	<u>Sat</u> 9am-noon	Old Timers	Dick, Rick, Sheri
July 10	<u>Sat</u> 9am-1130	Float Fly	Tom V, Ron, Dick
July 14	Wed 9am-noon	Old Timers	TBD
July 17	<u>Sat</u> Hold Open—Western Flyers event @ Mead (Bud Hall)		N/A
July 21	Wed 830-1130	Elec Sailplanes	Frank
Aug 4	Wed 9am-noon	Old Timers	TBD

Hawk Talk

Aug 7,8	All day	Pattern Contest	Bob Wheeler, R. Green
Aug 11	Wed 830-1130	Float Fly	Tom V & Ron
Aug 18	Wed 830-1130	Elec Sailplanes	Frank
Aug 21	Saturday	Western Flyers	Bud Hall Event

Sept 6 Monday: LABOR DAY EVENT proceeds to Make-A-Wish !

Sept 11	Sat 830-1130	Float Fly	Tom V & Ron P
Sept 15	Wed 830-1130	Elec Sailplanes	Frank
Sept 22	Wed 9am-noon	Old Timers	TBD

To Be Scheduled: Pylon Racing, Multi Wing Fun Fly, Drone Event, Teen Flight Camp
Food Events highlighted

Omahawks Volunteer Opportunities!

Omahawks Family:

As we look forward to the new flying season, we hope you will consider helping your club in one or more of the following areas:

Hawk Field Clean-up

When: Saturday, March 20 and TBD from 9am to noon.

Where: Hawk Field

Skills needed: raking, trimming, bagging and general clean up

Who to contact: Luke Hughes @ 402-995-9275

Guest Training Nights (see attached for details)

When: Every Thursday evening from 6pm to dusk (April thru September)

Where: Hawk Field

Skills needed: help entertaining young kids, assembling foam gliders, using the flight simulator, greeting visitors.

Roles to be filled: Pilot instructors, Ground mechanics, Flight Line Leader, Flight/Traffic Controller, Grassy area supervisor, Simulator Specialist, Membership Administrator, and Greeter.

Hawk Talk

Who to contact: Rick Sessions @ 402-312-6482

Event Food Preparation

When: Several dates, see attached schedule

Where: Hawk Field

Skills needed: Food preparation, set up, serving and clean up.

Who to contact: Sheri Sessions @ 402-657-9256

Suggestion: print out this email, post it on your refrigerator and give us a call when you can help out!

Thanks!

Omahawks Board

P.S. Reminder: Monthly Meetings are always the last Friday of the Month at 7:00pm.

(April to September will be at the field, watch for emails and check website: www.omahawks.org)



Omahawks Business Meeting March Minutes

March 16, 2020 at 7:00pm via Zoom

Board Members: Luke, Rick S., Paul, Joe H., Ron B., Shaun, Skip B, Cole, Norris

Visitors: Rick H. , Larry M.

Officer/Chairman/Editor Reports:

Treasurer Report: (Kevin) Reviewed and accepted the financial reports. More income (\$445) from the Buy/Sell online! Darrell Casad has donated a half dozen planes/kits worth about \$2,000.

Hawk Talk

Membership Count: 135 this compares with about 95 recent average at this time in recent years.

Newsletter Report: (Joe) Asking for articles to support the newsletter!

Old Business:

Field Improvements: Luke: work mornings: 3/20 clean-up and 3/27. Email to be sent out. (Great clean up attendance of about 25 helpers on 3/20!) Met with Jake of Parks Dept. (See attached notes of items.) Sealing of runway at year 4 or 5 (2023 or 2024).

Discussion of drainage issue down driveway. We will see what Parks recommends. Need to finish off electrical work at field. (Luke)

More ridge shingles have blown off.

Field camera: Next steps (Dan F.) Ready to set up on shed. Test photos on website. Live stream from HobbyTown? Plan to install by end of March.

Bandwidth TBD.

Marketing ideas: (Norris) Laptop at HobbyTown working. Meeting with Parks to be scheduled.

Club apparel ordering online: (Luke) You are only as good as you look! Chris Harwook from **I Know Promo** is Luke's contact. Will do an online mock by May. (Luke to email info at that time.)

Hats, Polos, shirts to start, go from there.

New Business:

P-51 CAF Gun Fighter Raffle Tickets have been printed by Luke! (Kevin to perforate.) Larry M. to approach corp sponsors, same as last year (5 tickets for Gold, 2 for Bronze)

Hats for sponsors with Omahawks logo and "Make-A-Wish" sponsor. (Check with MAW soon, include Larry, Rick Luke in meeting.)

Is Labor Day Air show planned? Yes, at this time. Covid to be monitored.

Add signage to kiosk for O'Daniel Auto and RGT Medical, CAF. (Mention in Newsletter too.)

Training Program enhancements: training planning meeting 3/25, 6-8pm at HobbyTown, lower level. Pizza served, snacks can be purchased. Equal focus on helping members step up to the next flying level as desired!

Norris worked up solo certificates and student information forms on Excel (Rick & Norris). Formal presentation of solo pilots with certificates, include in Newsletter.

Hawk Talk

(Rick to follow-up)

Memorial ideas for Dennis Bender: Pavilion naming, hexagon picnic table, street name?,

annual old timer event in honor. Memorial service was awesome! About a 2 mile procession of Fire trucks, police, EMS vehicles, cars, trucks, etc. Dennis worked 50 years of volunteer service, Boy Scout leadership and service for our club. Dennis, we miss you!

Recognition at Memorial Egg Burn this year. Send in any pictures you have of Dennis so we can do a second Newsletter article to honor Dennis.

Buy P-51 Raffle tickets in honor of Dennis by friends and family. (Cole idea)

Board member replacement for Dennis? Not at this time.

Food preparation by Sheri Sessions with volunteers needed to set up, serve and clean up.

Website look and feel has been updated. One button shows all the menu items, no more drop-down tabs. (Check top left-hand corner.)

Member Meeting: March 26th at 7pm, Zoom

Upcoming Events:

Field work days: 3/20, 3/27 from 9:00 to noon, donuts and coffee, food on 27th.

Training Planning meeting @ HobbyTown 3/25 from 6pm to 8pm, pizza (buy pop, chips)

Indoor flying at soccer center

First Thursday training: April 1st, weather permitting (we can do a mock up at the field at a minimum)

Meeting Adjourned: 8:17pm Motion by: _____ Seconded by: _____

Officer Project Alignment/Responsibility for 2021:

Google Doc Link:

<https://docs.google.com/document/d/1ED1RyFb2smzq7NrdjwOVRNbgP-SkKSwf/edit>

Elected Officers:

Hawk Talk

President: Luke H.

V.P.: Paul E.

Secretary: Rick S.

Treasurer: Kevin H.

Field Chairman: Cole

Board:

Ron Beauchane

Dennis Bender—emeritus

Shaun Brothers

Skip Brown

Dan Fitzgerald

Norris Hoover

Aviation STEM Day Support with Smile Amazon Program

Amazons wants to help youth in our community through Aviation STEM Day, but only you can give them those directions.

The calendar has now rolled forward to 2021 and we are looking very much forward with great anticipation to our “**Aviation STEM Day**” Main Event, on Saturday September 4th which will restart our year-round youth programing. Critical to its success and the breadth of the youth community that we can serve is very dependent upon funding. Amazon, most generously, will direct to a charity of your choosing 0.5% of the value of purchases you make. That charity has to be designated each time **OR you can make a one-time declaration** and that charity will receive those funds automatically **using a GOOGLE PLUG-IN**, as long as you place your merchandise purchases on **AmazonSmiles.com**.

The Program Explained:

<https://video.search.yahoo.com/search/video?fr=mcafee&ei=UTF-8&p=www.Amazon+%22Smile%22+Program+-+What+is+it%3F+-+ThioJoeTech+-+Bing+video&type=E210US91088G0#id=1&vid=68de89f9eae5ccc74ee08c5c5bda17>

[9a&action=click](#)

Setting Up Amazon Smiles with Google Extension:

Visit [Smile.Amazon.com](https://www.smile.amazon.com). Select (“**Supporting**”), **Aviation STEM Day** as your charity.

*Editor’s Note: on Amazon’s Site its listed as Aviation Stem Day in Bellevue, Nebraska, **that is the correct one!***

See our website at: www.AviationSTEMday.org

Thank you very much.

Hague Howey

Vice President/ Co-Founder of Aviation STEM Day

Featured Articles


Rebuilding a Goldberg Pitts 12 Monster

By Greg Ruhe


Some of you may remember the badly damaged Pitts 12 that Rick Sessions had. If you attended his Christmas gathering in 2019 you may have seen it as Rick was asking for suggestions on how to repair it.

In the spring of last year, it was offered as a freebee to anyone who might want to try and repair it. I accepted the challenge and started work on it in October of last year. As an incentive (bribe?) to get me going, he offered to buy me a new [NGH 25](#) engine. The fuselage was a basket case with missing and broken bulkheads, broken sheet covering with both broken and missing parts as well as pieces of the plywood airframe missing. Both wings had broken wing tips and the top wing had damage to the wing leading edge sheeting as well as minor rib damage.

Hawk Talk



Broken Parts Removed




Top Wing Damage

Hawk Talk

Fortunately Rick had saved most of the broken pieces of the fuselage bulkheads and I had enough to piece them back together to create a half pattern that I mirrored to make a full pattern for the replacement parts. I also had to figure out how to remake the entire motor mounting box as I didn't have anything to use as a pattern. Fortunately, I came across a posting on RC Groups.


(<https://www.rcgroups.com/forums/showthread.php?1822051-Goldberg-Monster-Pitts-rebuild>) that was loaded with photos from a Pitts 12 rebuild.

Interestingly the damage to both mine and the posters planes were nearly identical. I felt like I had found a goldmine and I constantly and religiously pored over the photos and text.




Next up was installing the new motor box assembly into the existing airframe. This took a couple of steps as I had 15 minutes of working time with the epoxy glue and a limited number of suitable clamps.

Hawk Talk



I decided to remove all of the 1/8" balsa sheeting so that I could inspect for any hidden damage to the airframe. I did find a minimal amount and was able to splice the broken pieces back together. I replaced the 3/16" square stringers and the framework was nearly ready for resheeting.




Hawk Talk

I also needed to accurately redrill the wing dowel positioning holes. I had previously drilled oversize holes in the new bulkhead and mounted the wing using the wing bolts and then drilled 5/16" holes in a couple of plywood squares and glued the squares in place using the dowels as a placement guide.



With that done, I was ready to apply the new 1/8" sheeting.



Hawk Talk

After stripping off all the old covering off of the fuselage I was ready to apply the new. I used ultracote in colors that were supposed to match the original according to the manual, but the blue was way too dark, which I only discovered after I had partially covered the fuselage. You can see in the picture where the covering on the wing tip doesn't match.





Author and owner Greg Ruhe

Maiden Flight

Thursday, March 25 was a decent enough day to get out to the field and break the new engine in and check to make sure all the electronics were working properly. I met Rick Sessions and Tom Floyd at the Hawks field and I had Tom check over the radio installation as I was having some problems getting the new [FrSky stabilized](#) receiver to work properly. Tom worked on it for quite some time with no luck, so I turned off the gyro feature and we fueled up and started the engine. After running for about 15 minutes or so at various throttle settings, it was time for the maiden flight.

Rick took the controls and the take-off roll was straight and true (which is sometimes a concern with this short-coupled airframe). It flew and tracked very

Hawk Talk

true with just a little bit of left aileron trim and Rick remarked that it flew better than the original. Landing was a different matter; unfortunately, on the downwind landing approach leg the engine died and we soon found out that this big heavy biplane didn't have much of a glide. It came down in the grassy weeds off of the east side of the runway and the landing gear mount was torn off when the plane hit the hillside. However, the damage was very minimal and I should be a fairly easy repair. We later found out that the [Tygon fuel tubing](#) (which is not very flexible) did not allow the clunk to go all the way to the bottom of the tank so the last 1/4 inch of fuel could not be drawn.

On the plus side, the NGH 25 ran great, was easy starting and powered the Pitts around the sky at 2/3 throttle.

This was a most challenging project and I am happy with the way it came out – mismatched covering and all. A special thanks to Rick for giving me the airplane and for very generously donating an NGH 25cc gas engine.

Pictures and Article provided by Greg Ruhe

Flite-test Edge 540

By Bernie Baker

I needed something to do besides play golf and take walks while in Phoenix last month (life is tough), so I decided to build a Flite-test Edge 540. This was my first attempt at one of these foamy-birds. I bought the kit at HobbyTown along with a power-pack, which included the motor, battery, and servos. All I needed after that was a hot glue gun and paint (optional).

Being a traditional kit builder, this was definitely different - and easier. No plans. No written instructions. Just a [YouTube video \(which was well done\)](#) taking me through the steps. I made a few folding mistakes early-on with foam, but after that I got the hang of it.

Hawk Talk



Hawk Talk

I decided to paint it with some left-over paint after lightly sanding the paper-like skin. I had my maiden flight this past week and it was a little hairy at the start. I had too much throw on the ailerons and also needed to use mostly rudder making turns (Thanks Mike L).

It all ended well and was a lot of fun. I may use it as a park flyer or take the leap and see if a foamy combat event happens (which Tim Peters mentioned last month.)

Editors Note: The club has three planned Flite-Test Combat events planned for this flying season !!

Photos and Article provided by Bernie Baker

Hawk Talk




Flite-test Edge 540 painted and ready for flight

Twisted Hobbies Crack Fokker Dr. 1

By Grant Schulte

It's a little intimidating to turn a box of EPP foam, wood and carbon fiber into an RC airplane, especially when you're new to the hobby. So, when I started looking for a winter project, I figured I'd ease in with something simple, durable, and cheap enough that it wouldn't bother me too much if I screwed it up.




The Twisted Hobbies Crack Fokker Dr. 1 was the perfect fit. The kit only cost \$100, the online reviews were stellar, and the plane was advertised as an easy build.

Hawk Talk



I've always loved warbirds. I watched some YouTube videos of the triplane in action, and man, those flights were wild! The Fokker is a slow indoor/park flyer, but it turns sharp and crisp and sometimes it seems to just float.

Hawk Talk



It was a great project for a beginner. The directions were mostly clear, with detailed color photos illustrating every step. It took me half a dozen nights over the course of a few weeks, but I was also being cautious and triple-checking each step. A more experienced builder could probably do it in one or two.

My wife's cousin, an RC pilot in Ceresco, helped me choose a few different props, electric motors, an ESC and servos. I purchased a combination of 2- and 3-cell LiPo batteries, and both have worked great so far. Twisted does sell an accessories kit with everything you'd need to complete the plane, and that probably would have been easier, but we opted for different suppliers so we could customize.

Hawk Talk



I haven't gotten to fly it much yet because of the weather, but we risked a maiden on a windy, sunny day a few weeks ago. The first flight was... ugly. I had no expo programmed into my transmitter, so the controls were WAY too sensitive, and almost immediately I nose-dived into the ground. After a moment of panic and a few small repairs to fix some cracked foam, we tried again. This time, it flew beautifully (although it was still too windy... I won't do that again).

Hawk Talk



Overall, the Crack Fokker is a fun build and a versatile park flyer. It's also pretty forgiving and looks great in the air. I look forward to flying it at the club!



Crack Fokker Dr. 1

First flights:

<https://www.youtube.com/watch?v=FeuwtMndO6o>

Consider Subscribing to Grant's YouTube Channel as well!

Pictures and Article by Grant Schulte

Editors Note: Thanks to all this Months' Article submitters!!

Upcoming Events

- **RESTARTING in April 2021!!** ** Breakfast get-together every Tuesday Morning @ Hy-Vee, 10808 Fort St, Omaha
- April 15th, 2021 --6:00 PM – Dusk – Flight Training @ Hawk Field, Standing Bear Lake, Omaha
- April 22nd, 2021 --6:00 PM – Dusk – Flight Training @ Hawk Field, Standing Bear Lake, Omaha
- April 29th, 2021 --6:00 PM – Dusk – Flight Training @ Hawk Field, Standing Bear Lake, Omaha
- May 6th, 2021 --6:00 PM – Dusk – Flight Training @ Hawk Field, Standing Bear Lake, Omaha
- May 12th, 2021 --9:00 AM – 12:00 PM – Old Timer Event @ Hawk Field, Standing Bear Lake, Omaha
- May 29th, 2019--**9:00 AM – 12:00 PM** – Float Fly @ Dock at Standing Bear Lake, Omaha

For a complete list of all the Omaha Metro Area upcoming events please follow this link: http://www.metrorcflying.com/metro_schedule.htm