



OMAHA NEBRASKA
AMA 857

TAILSPIN NEWSLETTER

November 2014 Issue

President: Jim Henley

Phone: 402-445-0948 email: jhandmehenley@g.com

Vice President: Rick Miller

Phone: 402-624-2530 email: rick.miller@kellogg.com

Website Director: Joe Halamek

Phone: 402-592-7876 email: Weflyrc10@yahoo.com

Treasurer: Dean Copeland email: dcopeland937@centurylink.net
Address: 15668 Fountain Drive, Omaha 68118 Phone: 402-334-2787


Secretary: Tim Peters

Phone: 402-758-8936 email: tpeters@cox.net

Tailspin Editor: Nelson Carpenter

Phone: 402-709-3651 email: nelsonsc3@cox.net

A Word from the President



October 7, was the first meeting at *Chalco* this season. As Tim Peters' meeting notes indicate, we had 7 out of 40 members attend. Now I realize there are some who have commitments, health issues, etc. but how about those of us who just don't want to be bothered. As stated in the past, this is your club, come out

one night a month and take part in how your club is operated. Note new date and day of week.

In an attempt to bolster attendance, Nelson Carpenter has arranged for us to have the use of the large meeting room (*to right after entering building*) on the main floor. In order to accomplish this we have had to stagger the meeting nights. Please note the change in the winter meeting dates, and if you talk to a member(s) just remind one another of the change.

The change in meeting dates and the large meeting room will facilitate our having more "show and tell" so if you have a project, bring it out and show it to the others. I will make a short presentation of "faux rib stitch and rib tape". I plan to show the products I use as well as how they are used. I will also have the contact information for the vendors.

I have asked Nelson Carpenter to put a note in the news letter with the link to "kick start" this is an attempt to

Next Meeting:

7:00PM **Wednesday** November 5, 2014
Natural Resources Center, Chalco Hills
Recreation Area



get the magazine "High Flight" back in publication. Please understand, this has nothing to do with the IMAA, that organization is gone, not to return. However, we are trying to get funding so that the magazine, can start publishing a digital (*only*) version of the ONLY magazine dedicated to giant scale aircraft. We have until November 15, 2014 to get the funding in place, so if you enjoyed "High Flight" please consider making a contribution to get the publication started again.

Here is the link to "High Flight"
<https://www.kickstarter.com/projects/bigbirds/highflight-magazine>

Until Next Month!

~ Jim Henley

Vice-President's Corner



With a shift in the weather, from flyable to non-flyable, winter becomes a time to build. Can't fly? You've gotta build! If not, then get those planes ready for winter storage and eventual spring flying.

Your officers are doing their best to make the club's monthly meetings more attractive for attendance. Our goal is to boost the number who do attend and make these meetings interesting. The business end of things will be shortened considerably.

Starting with the November meeting, there will be informative presentations and the Show N' Tells which are always great to see. Bring something to share with us for that matter. We are also interested in hearing from you with suggestions on how to make these meetings better and to your liking.

By the way, we are meeting in the much larger board room each month this winter. So please, come on out and join us!

Yes, the rumors are true. I bought my LARGEST ever RC airplane at the *Omahawks* auction in October. Hope to give you all a thrill (*and myself*) out at Mead when I get all four engines running smooth and in sync. What is it? You'll have to come to the field or wait for Nelson's photos.

Concerning club membership, I personally want to challenge each of you to recruit just one new member for next year. Either a seasoned flyer or someone wanting to get in our hobby. We are holding our own with approximately 40 members, but let's see what we can do to increase club numbers.

Thanks!

~ Rick Miller

November Treasurer's Notes



Well it looks like old man winter is in route to the *Midwest* as the days are getting cooler and shorter. Time to get started on a new project or finishing the one you started last year.

With the delay in getting the full size *Sonex Jet* painted and flown, I had stopped work on the 40% scale model that I was building for *Top Gun* last winter and will finish it this winter. Since the model was pretty much built all I need to do now is the rivet detail (*several thousand*), painting, and complete final assembly.

I traveled to Oshkosh this summer to see the full scale fly and to take pictures for detail (*125 to be exact*). On page 5 is a picture of the two completed aircraft at *Oshkosh*. I am doing the one in yellow.

As far as the treasurer's report goes, we are solvent and a detailed report will be presented at the meeting.

Your Treasurer

~ Dean Copeland

October Meeting Notes



Western RC Flyers meeting minutes, October 7, 2014 7 PM. (*Chalco Hills*)

(7) Members present and (1) guest
Called to order by WRCF President **Jim Henley** 7:15 PM.

Treasurer's report was presented by **Dean Copeland**. Dean reports that *WRCF* has (40) members. Income items included food donations from the Swap Meet and a reimbursement from *AMA* for the *District IX Fun Fly*. Expenses were identified from the *Bud Hall IMAA Large Airplane Fun Fly* and for the port-a-potty at the Mead flying site. (*It was mentioned that the port-a-potty will be removed from the Mead flying site at the end of October.*) Dean also provided an estimated 'balance-to-date' for the club. It was moved/seconded/approved to accept the treasurer's report.

It was moved/seconded/approved to accept the minutes from the September meeting as published in the *Tailspin* newsletter.

Old Business:

- **Jim Henley** and **Dean Copeland** discussed the status of the *Don Neill Scale* event and the associated trophies.
- There was discussion regarding the *Chalco* meeting rooms and the monthly meeting date. The November *WRCF* meeting will be held at the *Chalco* site, **Wednesday** November 5, 2014. (*Note: this is a change from the normal Tuesday date.*) Conversations centered around the purpose of *WRCF* meetings and what can be done to promote attendance. It was mentioned that the meetings should be a 'platform for enjoying the hobby'. **Nelson Carpenter** will check with the *Chalco* administration to see if *WRCF* can move the monthly meeting to another night with the intent of gaining access to a larger meeting room. It was moved/seconded/approved to change the *WRCF* monthly meeting date pending the outcome of *Nelson's* discussions with *Chalco*.
- For the next meeting, **Jim Henley** and **Rick Miller** volunteered to provide segments on their recent projects: *Jim's Stinson* and a how-to on 'rib stitching'; *Rick's* rebuilding of a 200cc motor.

Cont Page 3....

October 2014 Meeting Notes Cont...

New Business:

- **Mower:** Rick Miller said that he will remove the mower batteries and will maintain them during the winter season. The mower needs servicing. There was discussion around the club's routine maintenance of the mower and how it is being handled. It was moved/seconded/approved to ask club member **Leroy Konecky** do the mower service.
- **IMAA and Hi-Flight Magazine:** Jim discussed email that he received from **Taylor Collins**, editor of the **Hi-Flight** magazine. There is an attempt to restart the magazine even though **IMAA (International Miniature Aircraft Association)** is no longer in existence.
- The excellent quality of the newsletter was discussed. Even though **IMAA** targeted larger planes, it also provided a lot of building tips that apply to models of all sizes. **IMAA** existed to promote activity with larger aircraft; now that large planes are the 'norm', interest in the **IMAA** organization has waned. Jim will provide a web link to the renewed **Hi-Flight** newsletter activity in the next **WRCF Tailspin** newsletter.
- At 7:55 PM it was moved/seconded/approved to adjourn.

Show-and-Tell:

- Walk-in guest **David Miller**, from **Springfield**, discussed his previous experiences (20+ years) with R/C gliders and his desire to get back into the hobby. He has flown the **Goldberg "Gentle Lady"** as well as **Airtronics "Aquila Grande"** (110-inch wingspan) sailplanes. He asked a number of questions regarding gaining membership with **WRCF** and **AMA**. Those in attendance discussed different ways in which **WRCF** members enjoy and promote glider activity.
- **Jere Ferrazzo** brought the wing from his **Great Planes "Slo-Poke"** airplane to display. He plans to power it with a **Enya-40 (nitro)** motor. All said that the "Slo-Poke" looks great; we are looking forward to seeing the completed aircraft. Jere asked some questions regarding covering techniques and how to align the wing to the fuselage and tail. **Jim Henley** and **Dean Copeland** sketched drawings on the meeting room 'white board' to illustrate ways to cover fuselage and tail sections.

That's it!

- Tim Peters

October's Show N' Tell



Jere Ferrazzo's completed wing structure for his **Slo-Poke** was shown. Jere did a great job with the assembly of the wing.



A discussion entailed with Jere about the covering of his airplane. Being new to the hobby, and about to cover his **Slo-Poke**, Jere was able to get some good advice.



Jim Henley and **Dean Copeland** were showing Jere how they each would piece covering around the vertical stabilizer.



LAS VEGAS RC NEWS



Hello everyone, hope you all had a great flying season! I thought I might relay an interesting tale to everyone. I assume most of you have bought or sold things on *EBay*, and in general had a pretty good experience. *PayPal* is a great and secure method of payment, and can move funds effectively except that that takes a fee on

shipping costs.

WARNING!!!! *EBay* offers a service called *Global Shipping* - do not use it! *Global Shipping* will charge your customer an outrageous fee (\$21.00 to ship and OS .10 New In Box w/muff to Canada). Your buyer will be pissed off, and wait...wait...most LIKELY WILL NEVER GET THE ITEM. Here is the inside story. *Global Shipping* is run by *Pitney Bowes*, who somehow seems not to forward a high percentage of packages. Since the inception of *Global Shipping* (2010) nearly 90,000 items have not been able to be



delivered. It seems they have a partner in this crime, *International Liquidatorz*.

Not only did they STEAL an engine (actually now four of them) from my buyer(s) and me. These idiots had the gall to relist the engine using my pictures and description. Yes I was paid, yes my buyer got a refund, and yes I am protected from negative feedback when this happens. But wait there is more! These idiots think we are all idiots. I have been doing *EBay* for at least 15 years; I have in the past maybe had 1 or 2 items out of nearly 2,500 go missing. With *Global shipping* it is about 50%, yes 1/2 that do not make it. I choose to use this service due to the fact that the *US Post Office* has made international shipping a nightmare. You used to be able to go up to the clerk and they could scan your form in, pay and leave. In 2014 they must now type in all info, a step back into the "Dark Ages." So now the lines are slower, if possible and the clerks are unfriendly as they are over burdened by this insane policy.



I cannot believe what goes on! The stupidity of it all has me outraged.



Happy Flying to All, - Bob Boumstein

REWARDS PROGRAM

Remember [Hobbytown's Reward Program](#). With every purchase by a WF member, the club receives a credit for an amount equal to 1 percent of your purchase. Be sure to mention your [Western Flyers affiliation](#) when making a purchase at either Hobbytown location.

Website: <http://www.weflyrc.org/>

WHAT REALLY WENT ON.....



The October club meeting actually found Dean Copeland explaining his next strategic move while his opponent Jim Henley plans ahead.



Jud's Homebuilt Varieze

By Nelson Carpenter




While ago I had asked our fellow club member **Jud Bock** about his homebuilt airplane from the 80s, and he replied with the following:



"The photo was me landing the Varieze at a Plattsburgh fly-in about 1980. I finished the plane in 1979 and was flying it all over in 1980-1983. It was the best time of my life.

With an O-200 Continental in it, it would cruise about 160 and at full power would do almost 200 on the level. It was a ball to fly.

The "rest of the story" is that I sold it to a guy in Las Vegas, and he flew it home from Millard in 1983. He sold it eventually, and that guy wrecked it and stripped the color scheme off. The last time I heard anything about it, it had been repainted an ugly camo color, and was sitting out in the open going to pieces. Makes me sad." - Jud



Nominations November 2015

Folks, it is that time of the year that our club accepts nominations for 2015 officers. Please come to the November club meeting and participate with the 2015 nominations. If you are interested in an office, this would be the time to come forward. Elections will be held a month later at our December 4th meeting.

Further, it has not gone unnoticed by club members that our current officers have done an outstanding job this past year.

- **Jim Henley**
- **Rick Miller**
- **Dean Copeland**
- **Tim Peters**

I know everyone appreciates their selfless service to our club as well as our other members who also work hard at maintaining the flying field at Mead.

- Nelson Carpenter

FULL SIZE SONEX JETS AT OSHKOSH

Dean Copeland is modeling a Sonex Jet at 40% scale to the yellow one for Top Gun 2015.



HIGHFLIGHT

DIGITAL Giant Scale RC Journal

**HighFlight Magazine is Launching NOW!
The Kickstarter Campaign is Ready to Go!**

This is your opportunity to subscribe to **HighFlight Magazine** (*the Digital Edition*). Click on the link below, and you will be taken to the **Kickstarter Campaign**. Sign up for the basic subscription (\$30 for one year - four issues), or sign up for one of the other Reward Levels. This is a great way to support the magazine, and get some great **HighFlight** merchandise as well. After you subscribe to the magazine, let your friends know about the return of HighFlight. **Remember... If we don't reach our goal on Kickstarter, then NOTHING will happen and your credit card will not be charged! This campaign will close on Saturday, November 15th... at midnight!**

[CLICK HERE TO SUBSCRIBE TO
HIGHFLIGHT](#)



Thanks for your support of this Re-Launch of **HighFlightMagazine**. If you have any questions or comments, please drop us an e-mail at taylor@highflightmagazine.com or go to our blog at www.highflightmagazine.com/blog

You can **Subscribe to HighFlight Magazine** by clicking [HERE!](#)

Many of you are very familiar with **HighFlight Magazine** (*it has been published, in print form, for 34 years!*), but many of you are brand new to the publication, so we thought we should give you a rundown of what to expect with a year's subscription. First of all, **HighFlight** is designed as a 132 page publication, with standard 8 1/2 x 11 inch pages. Of course, you'll see the pages displayed in digital format, on whatever your digital device of choice might be.

So, to give you an idea of what one issue looked like, here's a summary of the actual content of the magazine. This list below does not include the various editorials, and opinion articles...this is just the good, solid "meat" of the magazine. We believe that **HighFlight** provides more content, useful information, and value than any other model publication, and remember... **HighFlight** is 100% dedicated to giant scale. You won't see a word about foamy park flyers, or quadcopters, or anything else that doesn't fit under the IMAA's definition of "*Legal Big Birds*." And that includes the advertising! So look over the listing below, and decide if you would like to have access to this wealth of giant scale information in the years to come.

Winter 2013 Issue

- Visit to Williams Brothers
- Main Wing Spar Abuse
- Big Bird Safety Checklist
- Construction Article - Pulverizing the Pulverizer
- Flight Test - Hangar 9 Cirrus SR22T
- Flight Test - Hangar 9 Cirrus SR22T
- Construction Article - Control Linkage Design
- Flight Test - Roto 85 Twin Engine
- Flight Test - Redwing RC 50cc Slick 540
- Flight Test - 30% Extra 300 vs. 35% Extra 300
- Event - Warbirds Over Delaware
- Event - Warbirds Over the Rockies
- Event - 8 Local Fly-ins
- Electronics ala Mode Column
- Scale Tales Column
- Safety Column

October Old Timers/Gliders Gathering

Report by Nelson Carpenter



What was supposed to be our last of the year old timers/gliders fun fly, may not. Just maybe we will have decent enough weather to get back out there the month of November. Time will tell.

We had a good turn out on Oct 25th. Quite a few old timer airplanes and several gliders. We also welcomed a few new faces. Someone even joined us and flew what might be considered an old timer - a *Carl Goldberg Falcon 56* with an old *Kraft* radio. But nobody remembered to bring the roll of crepe paper for old timer combat. So no old timers were lost.

Now that the "building" time of the year is here, I've heard from a few in the club that an old timer airplane will be their project to complete over the winter. Couple of our club members bought old timers at the recent Omahawks auction. More the better! For those of you we haven't been seen at these recent old timer/glider fun flies, you were missed.



Cont Page 8....

Oct Old Timer/Gliders Cont.



Cont Page 9....

Oct Old Timer/Gliders Cont.



Flying Up-North Country

Report and Photos by Jim Drickey



Happy Halloween Sports Fans! Fall up here in Minnesota is in high gear! The trees have great color this year, and I'm working on the leaves today.


The center section of the *Bellanca* is under way. I mounted the aileron servo, wire for land gear in, and changed dihedral angle. Outer wing panels are done. Next I will marry panels to center section, then put in bell cranks and linkage for ailerons. Type of covering still undecided as side windows present problems for heat shrink type coverings. I'm giving serious consideration to heavy tissue(?)

Keeping fire lit on this build as I want to get on to something else. Even with tissue covering I think this little model will look great. It's very retro for old discontinued "Guillows" unit. I set it up to fly electric power. So it should be a good flyer for someone one of these days.

This is the hardest build I've stepped up to lately. As of now, I have the tail wheel assembly on, ailerons and bell cranks on, outer wings married to center section. Coming to hard part which is the cover and paint. Due to side windows (*clear*), I will cover with heavy tissue then color with water base paint. No heat issue for windows this way. Believe it or not, heavy tissue very robust for a small unit like this and very true to period of kit issue. Tail feathers next, which is easy to do with plank balsa. Just sand and then cover.



This is the way model airplanes should be built, a box of wood and sticks! I would require all "Foam Airplane Flyers" to do this building and then fly. Just for the respect it deserves. Does this date me????

Keep on, Keep'in on.....Jim D.



Cont Page 11....

Up North Country Cont.



Shots Around the Field



Top Flite Stinson Reliant

Part X

By Jim Henley



Specifications:

Wingspan: 100.5 inches
Wing area: 1487 Sq. Inches
Weight : 16 - 25 Lbs.
Wing Loading: 24.8 - 38.7 Oz/Sq.ft
Length: 67.8 Inches
Engine: VVRC 40cc Twin



There has not been much accomplished on the *Stinson* during October, so I do not have any new pictures.

The *Stinson* has been covered with Solar Tex the *Faux* rib stitch has been applied to the wings and tail feathers. Pinked rib tape has been applied to all areas with rib stitching. *Parameter* tape has been applied to leading and trailing edges of the flight surfaces, as well as the pinked tape to the fuselage stringers. All the "metal" parts have been primed and the rivet detail is finished.

I have purchased an engine stand which I plan on using as a platform for painting the fuselage and wings, as this will allow me to turn the part being painted as needed without worry of getting my fingers in the paint. I still hope to have the *Stinson* painted before the cold weather sets in.

That's all for now!



Covering vertical Stab



Vertical Stab



Horizontal Stab



Fuselage bottom



Left side fuselage



~ 2014 Western R/C Flyers Event Schedule ~

2014 Tuesday Night Fun-Flys at Mead, Every Tuesday evening May 6th through September 2nd!
(Weather Permitting)

January 2014

- **Tuesday, Jan 7th** - Club Meeting 7pm, NRC, Natural Resources Center, 8901 S. 154th St.

February 2014

- **Tuesday, Feb 4th** - Club Meeting 7pm, NRC, Natural Resources Center, Chalco Hills Recreation Area, 8901 S. 154th St.

March 2014

- **Tuesday, Mar 4th** - Club Meeting 7pm, NRC, Natural Resources Center, 8901 S. 154th St.

April 2014

- **Tuesday, Apr 1st** - Club Meeting 7pm, NRC, Natural Resources Center, 8901 S. 154th St.

May 2014

- **Tuesday, May 6th** - Club Meeting 7pm, at MEAD FIELD, bring a plane, open flying.
- **Saturday, May 17th** - Old Timers Fun Fly with Glider Fly - Starts at 9:00am with flying until 3:00pm.
- **Saturday, May 31st** - Air and Space Museum - Static display of area clubs' model aircraft. (info to follow.)

June 2014

- **Tuesday, Jun 3rd** - Club Meeting 7pm, MEAD FIELD, bring a plane, open flying.
- **Saturday, Jun 7th** - Annual Spring Club Fun Fly at Mead Field starting at 10:00am. Open flying.
- **Saturday, June 21st** - Old Timers Fun Fly with Glider Fly - Starts at 9:00am with flying until 3:00pm.
- **Saturday, Jun 28th** - District IX Fun Fly Rally.

July 2014

- **Tuesday, Jul 1st** - Club Meeting 7pm, MEAD FIELD bring a plane, open flying.
- **Sunday Jul 13th** - Western Flyers Open House Fun Fly. Starts at 9:00am with flying until dark.
- **Saturday, Jul 19th** - Old-Timers Fun Fly with Glider Fly - Starts at 9:00am with flying until 3:00pm.

August 2014

- **Saturday, Aug 2nd and 3rd** - Don Neill Scale Contest. Multi-club Fun event hosted at Bud's Field.
- **Tuesday, Aug 5th** - Club Meeting 7pm, MEAD FIELD a plane, open flying.
- **Saturday, Aug 16th** - Old Timers Fun Fly with Glider Fly - Starts at 9:00am with flying until 3:00pm.
- **Sunday, Aug 23rd** - Bud Hall Large Aircraft Fun Fly. Aircraft restricted to IMAA criteria. Landing fee \$10.00 provides lunch and flying. Rain date Aug 24th.

September 2014

- **Tuesday, Sep 2nd** - Club Meeting 7pm, MEAD FIELD - bring a plane, open flying.
- **Sunday Sep 7th** - The 5th Annual Fall Fun Fly and Swap Meet. Swap meet setup after 9am. Open flying 10am through 3pm.
- **Saturday, Sep 20th** - Old Timers Fun Fly with Glider Fly - Starts at 9:00am with flying until 3:00pm.

October 2014

- **Tuesday, Oct 7th** - Club Meeting 7pm, NRC, Natural Resources Center, Chalco Hills Recreation Area, 8901 S. 154th St.
- **Saturday, Oct 18th** - Old Timers Fun Fly with Glider Fly - Starts at 9:00am with flying until 3:00pm.

November 2014

- **Wednesday, Nov 5th** - Club Meeting 7pm, NRC, Natural Resources Center, Chalco Hills Recreation Area, 8901 S. 154th St.
- Nominations taken for 2015 Officers

December 2014

- **Thursday, Dec 4th** - Club Meeting 7pm, NRC, Natural Resources Center, Chalco Hills Recreation Area, 8901 S. 154th St.
- 2015 Officer elections



Western R/C Flyers Inc. 2015 Membership Application

Please print clearly!

Name: _____

Street: _____

City: _____ State: _____ Zip: _____

Evening Phone: _____ Day Phone: _____

Email: _____

AMA Number: _____

Amount Paid: \$ _____

2015 Dues: \$35 (Renewals should be paid by **April 1**) New ___ Renewal ___ (Check One)

Sign Here: _____ Date _____

Membership subject to approval. AMA membership is required.

Make Checks Payable to: Western R/C Flyers

Complete this form and send with check to WR/CF Treasurer:
Dean Copeland 15668 Fountain Hills Dr. Omaha, Nebraska 68118