



OMAHA NEBRASKA
AMA 857 - IMAA 284

TAILSPIN NEWSLETTER
March 2014 Issue

President: Jim Henley
Phone: 402-445-0948 email: jhandmehenley@g.com

Vice President: Rick Miller
Phone: 402-624-2530 email: rick.miller@kellogg.com


Website Director: Joe Halamek
Phone: 402-592-7876 email: Weflyrc10@yahoo.com

Treasurer: Dean Copeland email: dcopeland937@centurylink.net
Address: 15668 Fountain Drive, Omaha 68118 Phone: 402-334-2787

Secretary: Tim Peters
Phone: 402-758-8936 email: tpeters@cox.net

Tailspin Editor: Nelson Carpenter
Phone: 402-709-3651 email: nelsonsc3@cox.net

A Word from the President



While some of us are building, and all of us are wishing we were flying, it won't be long before we are meeting out at Mead on Tuesdays. This year we will be looking for the *Spring Fun Fly* on June 7th, the *AMA District 9 Fun Fly Rally* which will be held at Mead on June 28th.

The *Western Flyers Open House* fun-fly on July 13, the tri-club sponsored *Don Neill Memorial Scale Fly* which will be hosted by the *Omahawks* at the Council Bluffs field on August 2nd and 3rd. We will be back at Mead with the *Bud Hall "Big Bird" Fly-In* August 23rd, so there is lots of flying action coming this season. I will be looking forward to seeing each of you at these events.

Let's build and fly!
Henley

~ Jim

Next Meeting:

7:00 PM Tuesday March 4, 2014
Natural Resources Center, Chalco Hills
Recreation Area, 8901 S. 154th St.



Vice-President's Corner



Well folks I hope all of you are ready to go fly! Those new models for this year and last year's should all be completed, charged and ready, right(?)

I know mine aren't quite ready but I am working on it. Be sure to check those batteries!..

Also, I hope you take time to read the moving tribute to former long-time club member **Bob Hess** found in this newsletter.

Will see you this spring at the field.

Thanks!

~ Rick Miller

Mar 2014 Treasurer's Notes



In spite of the continued weather forecasts of snow, wind, and cold, summer is not all that far away. Again, I am reminding those that have not got their dues in for the 2014 flying season to do so.

As you all know, everyone must be an AMA member with current paid up dues to fly at the beautiful site provided by the *Western R/C Flyers Club*.

I am sure that you will all be ready to fly those new creations that kept you busy while the snow was flying, and if they are done bring them for *Show and Tell*.

Looking forward to seeing you all when the weather does become favorable for flying.

**Your Treasurer,
Copeland**

~ Dean

REWARDS PROGRAM

Remember **Hobbytown's Reward Program**. With every purchase by a WF member, the club receives a credit for an amount equal to 1 percent of your purchase. Be sure to mention your **Western Flyers affiliation** when making a purchase at either Hobbytown location.



**WOUNDED WARRIOR
PROJECT**

February 2014 Meeting Notes



Western Flyers meeting minutes, February 11, 2014 7 PM. Note, the meeting was moved back (1) week due to weather. The next meeting returns to the normal 1st Tuesday of the month (March 4, 2014).

(6) Members present; Called to order by Jim Henley 7:10 PM

Initial discussion items focused on proposed landing fees and field (grass) improvements as described in the minutes from the most recent Tailspin newsletter.

All present agreed that there will be NO landing fee for the *Old-Timer/Glider* events put on by *WRCF*. Any event where food is provided by *WRCF* there will be a landing fee.

Regarding the \$550 that was approved for runway improvements. The intent is the \$550 is budgeted for grass seed and rental of a 'spike' (not 'plug') aerator. Grass seed was discussed; it needs to be a hardy variety; both sun- and draught-resistant. It needs to tolerate foot traffic well. The trailer that has been used in the past for distribution of fertilizer needs minor attention (tires inflated) if it is to be used. Comments were made regarding the area of the runway (*south end*) that needs the most attention. The group discussed the lack of water and what can be done, some felt it is not wise to invest in seed/aeration this year if dry conditions persist. Plans will be finalized at the March meeting.

New Business:

Club event schedule for 2014 is being finalized:

- *Spring Fun Fly* at Mead: Saturday, June 7
- *AMA District IX Rally* at Mead: Saturday, June 28. District IX VP **Jim Tiller** will provide \$150 toward food expenses and trophies.
- *Open House Fun Fly* at Mead: Sunday, July 13.
- *Don Neill Scale* event put on by *WFRC*, *Omahawks*, and *Lincoln Sky Knights*. *Omahawks* will serve as the host club. The AMA "Class-C" event will be held at the *Twin Cities Eagle Squadron* field (*Council Bluffs*) Saturday and Sunday, August 2nd and 3rd. The location was chosen to provide better proximity for lodging and other activities.
- *Bud Hall Large Airplane Fun Fly* event at Mead: Saturday August 23 with Sunday August 24 being a rain-date. It is believed that *IMAA* will sanction the event, but participants need not be *IMAA* members. (*IMAA rules will apply i.e. 80' wing span for monoplanes 60" wing span for Biplanes*)
- The *Old-Timer/Glider Fun Flies* (*combined events*) will be assigned dates so as not to interfere with the scheduled events.

Newsletter discussion. The cost associated with printing and distributing hard-copy of the *Tailspin* newsletter is sizeable and not consistent with *WRCF's* need to keep expenses down. A number of options were discussed including charging-back the cost of newsletter distribution to those who desired a hard-copy. It was moved, seconded

Cont Page 3....

February 2014 Meeting Notes Cont...

and approved that *WFRC* will not provide hard-copy of the *Tailspin*. As an alternative, a hard-copy of *Tailspin* will be printed and made available at the Irvington *HobbyTown*.

At this time it was noted that the treasurer's report was still pending. **Dean Copeland** reported (22) memberships had been processed as of Feb 1. Expenses were presented. The group approved the treasurer's report.

Other New Business:

President **Jim Henley** reported that he had received email regarding *WRCF's* participation at an airshow at the North Omaha airport. The date conflicts with an existing *WFRC* event. Jim responded that the request will be forwarded to *AMA District IX AVP Ed Paasch*.

Some time was spent discussing new ways to boost membership. One idea was to produce information on *WFRC* (single-page fliers) and make them available at the hobby shops. It was thought that we should hold discussions with other area clubs about what they are doing.

At 8:25 PM it was moved/seconded passed that the meeting adjourn.

Show-and-Tell:

New member **Jere Farrazzo** brought the wing from his *Carl Goldberg "Tiger -2"* airplane. See photo. This was Jere's first building project and he was looking for advice on how the construction of the wing looked, whether it looked straight, etc. All in attendance agreed he did a great job. Jere is planning to bring the completed *Tiger-2* at an upcoming *WRCF* meeting.



Jere Farrazzo shows the completed wing for his Carl Goldberg Tiger 2.

That's it!

~ Tim Peters

Building Up-North Country

Report by Nelson Carpenter

I received more photos from our Minnesotan Jim Drickey showing progress made on his newest project - a *Junkers Ju 87* otherwise known as a *Stuka*.



Jim says: "The ice on my lake is really thick and I spend half the day chopping a hole in it so that I can fish. Once I get settled in to finally fish the rest of the day, I've developed a real thirst. But now that I got



the quadcopter all figured out, it doesn't take long to fly out my favorite beverage. But mind you that I do have plenty of time for building my airplanes. I have taken some photos of what is done so far.



you that I do have plenty of time for building my airplanes. I have taken some photos of what is done so far.

As you can see, we build up here at the North Pole. Structure done, cutting out plastic vacu-form parts as per Guillow's kit instructions, very difficult to deal with, but super light weight.

Fitting those parts time consuming. Notice careful cut out of radiator in take grill !! Do you think that was easy? I'll have to color match spray paint those parts to tissue color. Again not easy to do. Think I'll put a brushless motor in this one, as weight is starting to add up.

Guillow models lend themselves well to electric conversion, very robust construction. Going to be rudder, throttle, and elevator. Seems to have large amount dihedral with gull wing. Also, the wing is removable for battery and servo access.

Wheel pants recreated out of balsa, base color tissue (light sand) on, vac-form plastic parts painted, color match not the greatest but will look okay with camo tissue and ID markings added. Biggest problem with the Guillow kits plastic parts, they look like \$#% in stick and tissue world. Brushless geared motor installed. Spinner is next, back ply-plate, hard wood mounts, spinner cut for 3-blade prop. Gonna make rest of detail parts from balsa (scoops, gun bumps), @#% the plastic !%#&.


Gonna keep this *Stuka* project on front burner (on high), get' her done spirit kick 'in as I want to get on to the *Zero* project. It might be a flyer, we'll see about that later.....(?) Well gotta add more wood to fire..... Then back to the work zone, will keep you posted on progress."

Current photos of "Iceman Jim's" *Stuka* are shown below:

Cont Page 4....



High on a Hill

Marilou Hess



I'm sure there are a few Western Flyers members that remember **Bob Hess**.

I thought you might like to know about his memorial silhouette. Bob's ashes were scattered in the field where he flew his airplanes when he was a young boy.



I drew a picture of a young boy, his airplane, and faithful dog - Jack. A local artisan made the steel silhouettes. They're sturdy and placed in concrete to stand strong Kansas winds. The one silhouette is five feet tall and stands on a hill on County Line Road. This is about ten miles west of Madison, Kansas. Bob's boyhood home. Madison is located about twenty miles south of Emporia, Kansas.

Cont Page 5....

As Paul Harvey would say - "Now you know the rest of the story."

Website: <http://www.weflyrc.org/>






RC NEWS FROM LAS VEGAS

By Bob Boumstein

"Bought One"

Building Up-North Country cont...



Hello everyone! My curiosity has been peaked! I went ahead and ordered a NGH .52 gasoline engine from Hobby King, knowing in the past my history with them has been only so-so. The engine actually arrived in about 10 days even though I had ordered it from their global warehouse, not the



USA one. The engine was \$129 & \$20 shipping from global, while it was \$149 plus shipping from the USA warehouse. So either way we pay to get it here, how nice. Low and behold it was shipped to me from the US warehouse. Why? I do not know. Anyway I got one and just wanted to see one of these up close.

The NGH looks to be very well built, to my surprise. They suggest a 25:1 break in fuel to oil mix then after that 30:1. Additionally the prop size is a 10x6 up to a 12x6 after break in. The actual amount of break in is.....2 hours! Really, that is what they say. The carb set up is easy with a pump supplied that is connected to a pressure tap on the backside of the motor. The CDI ignition looks fine, and it needs its own 4.8 NiMH or NiCad battery pack. I do not know why a lipo would not work except it has no Lipo cut-off. They do supply an instruction sheet that covers most everything in fairly good English.



I really plan on just looking at this for now and may offer it to one of you for what I paid if I decide I do not care to keep it (*no airplanes!*). I am excited that this technology is at hand. A new RC car has been released with a .31 gas motor in it, but they want \$800 for it. Not me! When they can get them out for under \$400 they will have my attention.

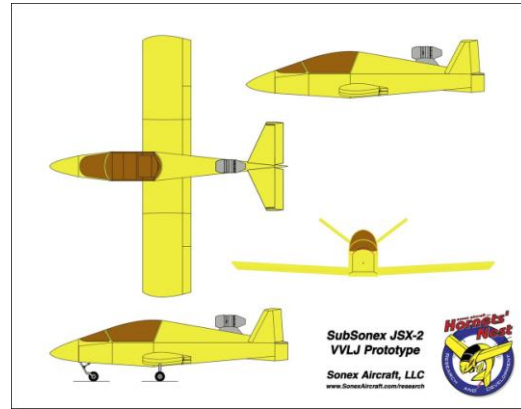
Finally a sincere get-well wish goes out to Bob Burt!

Get Warm!

Bob Boumstein

Cont Page 6....

Building Up-North Country cont...



JET BUILD FOR TOP GUN

By Dean Copeland

Here are a few pictures of the new SubSonex JSX-2 jet that I am building for *Top Gun*. The picture of the full size one flying is a proof-of-concept test plane. The three-view is the same plane with a more streamlined nose section. That is the one I am building.

Model is 40% scale with a wing span of 86.5", 1300 sq. in. of wing area, and 78.5" fuselage length. The projected weight to be around 30 lbs. Homemade electric retracts and brakes on main gear. Engine is a *Jet Cat P 100 RX* (22.5 lbs thrust.) The fuel capacity is 110 ounces of jet fuel with full auto start.

If they don't get the full size one done and painted by the first of April then I will have to wait until next year, have to have a proof of color and markings picture for documentation.





Great Wide Open Place to Fly!

Don't Forget to Pay Your Western RC Flyers' 2014 Membership Dues



Send check to Western RC Flyers Treasurer:
**Dean Copeland 15668 Fountain Hills Dr.
Omaha, Nebraska 68118**
(Check payable to **Western RC Flyers**)



Top Flite Stinson Reliant

Part II

By Jim Henley



Specifications:


Wingspan: 100.5 inches
Wing area: 1487 Sq. Inches
Weight : 16 - 25 Lbs.
Wing Loading: 24.8 - 38.7 Oz/Sq.ft
Length: 67.8 Inches
Engine: VVRC 40cc Twin

When I traded for this model, the fuselage had been started. After checking the framework that was completed and finding no issues, I picked up the construction in the instructions at page 30 Step 1.

Unfortunately I lost a few of my photos when I was unable to access the SD card in the camera. However I included those I took with a new card.

During this phase, the next step was to add the inner and outer stab saddle pieces, tail wheel mount and the tail wedge between the saddles. Then I moved to the front of the fuselage and trimmed and fitted the lower fuselage bottom pieces and the nose sections. Once these parts were trimmed and fit the fuselage properly, they were epoxied in place and allowed to cure overnight. The center bottom section is glued up and trimmed to fit between the two fuselage bottom pieces and glued in place as is the top of the nose section and firewall.

Next I added then 1/4 ply landing gear rails and cross brace. I deviated from the instructions by substituting 1/4 ply for the cross brace instead of using the balsa supplied in the kit. The landing gear is designed to use two separate legs that screw to the landing gear rails. In order to help strengthen the gear, I used the 1/4 ply cross brace and will use a section of 1/8 inch aluminum bar bolted to the landing gear legs to keep the gear legs from spreading out on a rough landing. Next month we will be working on the wings getting the flaps and ailerons built and the servos mounted.



Fuselage with nose formers and firewall installed. Servo screws to hold firewall while epoxy dries



Former F-2 added to nose structure



Landing gear rails and cross brace



Fuselage with nose formers epoxied in place



Landing gear rails and cross brace

Cont Page 9....



Sitting on landing gear for the first time



Former parts F-1 glued to nose section

Join us!

OLD - TIMER Fun - Flys

Hosted by
*Western R/C
Flyers*




www.WeflyRC.org AMA Card Required

Location: Western R/C Flyers Mead Field 20 minutes west of Omaha, Ne

Airplane for Sale



Former club member **Jim Duke** has a mostly completed biplane he wants to sell. It is a *Balsa USA 1/3 Stearman*. It is all built and covered, ready to paint. Includes a Quadra 100 engine. **\$850.00** Call Jim for more details 402-334-9397



Specifications	
Wing Span: 116 inches	Fuselage Length: 92 inches
Wing Area: 3617 sq. in.	Height: 36 inches
Wing Loading: 25 1/2 - 32 oz./sq. ft.	Engine Size: 70-120 cc Gasoline
Flying Weight: 40-50 lbs.	4.27 to 13 cu./in.
	Cowl Diameter: 13 1/2 inches



~ 2014 Western R/C Flyers Event Schedule ~

2014 Tuesday Night Fun-Flys at Mead, Every Tuesday evening May 6th through September 2nd!
(Weather Permitting)

January 2014

- **Tuesday, Jan 7th** - Club Meeting 7pm, NRC, Natural Resources Center, 8901 S. 154th St.

February 2014

- **Tuesday, Feb 4th** - Club Meeting 7pm, NRC, Natural Resources Center, Chalco Hills Recreation Area, 8901 S. 154th St.

March 2014

- **Tuesday, Mar 4th** - Club Meeting 7pm, NRC, Natural Resources Center, 8901 S. 154th St.

April 2014

- **Tuesday, Apr 1st** - Club Meeting 7pm, NRC, Natural Resources Center, 8901 S. 154th St.

May 2014

- **Tuesday, May 6th** - Club Meeting 7pm, at MEAD FIELD, bring a plane, open flying & food.
- **Saturday, May 17th** - Old Timers Fun Fly with Glider Fly - Starts at 9:00am with flying until 3:00pm.

June 2014

- **Sunday, Jun 6/7th** - Annual Spring Club Fun Fly at Mead Field starting at 10:00am. Open flying.
- **Tuesday, Jun 3rd** - Club Meeting 7pm, MEAD FIELD, bring a plane, open flying & food.
- **Saturday, June 21st** - Old Timers Fun Fly with Glider Fly - Starts at 9:00am with flying until 3:00pm.
- **Saturday, Jun 28th** - District IX Fun Fly Rally.

July 2014

- **Tuesday, Jul 1st** - Club Meeting 7pm, MEAD FIELD bring a plane, open flying.
- **Sunday Jul 13th** - Western Flyers Open House Fun Fly. Starts at 9:00am with flying until dark.
- **Saturday, Jul 19th** - Old-Timers Fun Fly with Glider Fly - Starts at 9:00am with flying until 3:00pm.

August 2014

- **Saturday, Aug 2nd and 3rd** - Don Neill Scale Contest. Multi-club Fun event hosted at Bud's Field.
- **Tuesday, Aug 5th** - Club Meeting 7pm, MEAD FIELD a plane, open flying.
- **Sunday, Aug 23rd** - Bud Hall Large Aircraft Fun Fly. Aircraft restricted to IMAA criteria. Landing fee \$10.00 provides lunch both days and flying. Rain date Aug 24th.
- **Saturday, Aug 16th** - Old Timers Fun Fly with Glider Fly - Starts at 9:00am with flying until 3:00pm.

September 2014

- **Sunday Sep 7th** - The 5th Annual Fall Fun Fly and Swap Meet. Swap meet setup after 9am. Open flying 10am through 3pm.
- **Tuesday, Sep 2nd** - Club Meeting 7pm, MEAD FIELD - bring a plane, open flying.
- **Saturday, Sep 20th** - Old Timers Fun Fly with Glider Fly - Starts at 9:00am with flying until 3:00pm.

October 2014

- **Tuesday, Oct 7th** - Club Meeting 7pm, NRC, Natural Resources Center, Chalco Hills Recreation Area, 8901 S. 154th St.
- **Saturday, Oct 18th** - Old Timers Fun Fly with Glider Fly - Starts at 9:00am with flying until 3:00pm.

November 2014

- **Tuesday, Nov 4th** - Club Meeting 7pm, NRC, Natural Resources Center, Chalco Hills Recreation Area, 8901 S. 154th St.
- Nominations taken for 2015 Officers

December 2014

- **Tuesday, Dec 2nd** - Club Meeting 7pm, NRC, Natural Resources Center, Chalco Hills Recreation Area, 8901 S. 154th St.
- 2015 Officer elections



Tailspin Newsletter
Western RC Flyers
Omaha, Nebraska

TO:

Western R/C Flyers Inc. 2014 Membership Application

Please print clearly!

Name: _____

Address: _____ Zip Code: _____

Evening Phone: _____ Day Phone: _____

Email: _____

AMA Number: _____ IMAA Number: _____

Dues Paid: \$ _____

2014 Dues: \$35 (Renewals should be paid by **April 1**) New/Renewal: ___ New ___ Renewal ___ (Check One)

Sign Here: _____ Date _____

Membership subject to approval. AMA membership is required.

Make Checks Payable to: Western R/C Flyers

**Print this form and send check to WR/CF Treasurer:
Dean Copeland 15668 Fountain Hills Dr. Omaha, Nebraska 68118**