



OMAHA NEBRASKA
AMA 857 - IMAA 284

TAILSPIN NEWSLETTER

June 2009 Issue

President: Rick Miller

Phone: 402-624-2530 email: rick.miller@kellogg.com

Vice President / Tailspin Editor: Nelson Carpenter

Phone: 402-330-3249 email: nelsonsc3@cox.net

Website Director: Joe Halamek

Phone: 402-592-7876 email: wrcflyers@aol.com

Treasurer: Ed Splittgerber email: esplittgerber@cox.net

Address: 5046 S. 174th St. Omaha 68135 Phone: 402-896-1787

Secretary: Bob Boumstein

Phone: 402-334-0122 email: bbhwc@cox.net

Safety Director: Dean Copeland

Phone: 402-334-2787 email: dcopeland@tconl.com

A Word From The President:

I hope all of you have been enjoying our flying sites, and breaking in those new planes this year.

Let's get ready for our June 6th Fun Fly, and all have a great time flying that new balsa at the event.

There has been some conversation about folks flying behind the pits at Springfield. However, there should be no intentional flying behind the pits. This rule is a "usual and customary practice" at all AMA fields including Springfield. Further, be attentive to the effective use of mufflers and other means of noise suppression on your motors. We need to protect the use of our flying sites by being good neighbors.

The Mead field is in much better shape than it was a few weeks ago. Although there are still some bad areas. So come on over and fly!

Thanks

~ Rick Miller

Vice-President's Corner:

Photo on this page is of Dean Copeland's scale Northrop N9M flying wing climbing out after takeoff. Dean was invited to Top Gun 2009 in Florida this year, where the photo was taken.

The Safety Notes for this month have some important points that we should all heed.

The club's new riding mower has proven to be a smart investment, and Dean Howard should be thanked for his efforts at keeping the Springfield flying field mowed. We did have a few days of down time on the mower at the beginning of the flying season, but that was due to mice chewing through the ignition cable during the winter.

Rick Miller has been rolling the Mead flying field for the last several weeks. This followed the farm equipment auction that the university held on our field. The report is that the field is starting to get back in good condition, but there is a lot of work to be done according to Rick.

Don't forget the Spring Fun Fly at Mead Field on June 6th. See flyer information below. Everyone welcomed!

Come out and fly!


~ Nelson Carpenter

Next Meeting:

7:00 PM Tuesday – June 2nd, 2009

Location: Springfield Flying Field

(Bring an airplane to fly!)



Financial Report – April 30, 2009

To be provided at next club meeting.

Thank You!

~ Ed Splittgerber

May 2009 Meeting Notes:

General Meeting Minutes for 5/7/09. **Nelson Carpenter** called meeting to order; **Ed Splittberger**, Treasurer, was the other officer in attendance. Approximately 20 club members were in attendance.



- **Ed S.** delivered the Treasurer's Report which was approved and accepted into the minutes.

Old Business:

- .No old business needed to be discussed.

New Business:

- Discussion was held concerning the dandelions and clover growing on the runway at Springfield. The consensus was that some spraying was needed and would be done by the field maintenance crew.
- New club members were present and introduced.
- **Ed S.** briefed on the field condition at Mead. Following the state farm equipment auction in April, the field was left in rough condition with ruts. An effort has been underway by Rick Miller since early May to roll the field. It has been reported to be successful, and the field is useable.
- The club trainer, which was recovered from the corn field at Springfield last year, has been rebuilt by **Jim Drickey**. He brought it to the meeting where **Gale Sherman** agreed to be the keeper.
- Brought to the attention of the club was the university's desire that we do some maintenance work to the building housing our mowers at Mead. They would like us to paint the building. **Ed S.** suggested that our priority right now should be returning the field to a good condition for flying first. Members agreed.
- Meeting was adjourned.

~ *Nelson Carpenter/VP*



CHALCO HILLS WEATHER CENTER

www.papionrd.org/weather/usa.htm



Rumors, Gossip and other Signs of Decay



Lately, as I have been reading various model magazines, I note with great interest a trend in the hobby.....we are not growing! Well the Western Flyers are bucking the trend we are growing. The question begs itself as to how and what direction shall we take in the future. I think we are on the path of success. Let's begin with the auction that is certainly a testimonial to a forward thinking group.

We changed everything, and grew our sales revenue. Now as a club we have welcomed the Swift Glider group that has joined us as another activity. (*I have even bought an electric glider to go out and play with these guys on occasion!*) Our club has old-timers, quickie racing, IMAA events, and the Tuesday night "Food & Fly." This is all good stuff. If we keep our membership applications in stock at HobbyTown, and with Gale Sherman's continued support, we should see more growth. To further this trend here are a few ideas:

- Holding a mall show somewhere
- Making presentations at schools
- Tying into some charity event
- Involvement in Sarpy County Fair

I am not sure what will work, or if there is time in 2009 to do it, but what about the future? As I stated these are but ideas, not cast in stone. But my biggest idea is simple, every one of us knows one person who we can invite to our field, they may catch the "bug" and wish to fly. I think this is the path to travel. Let's talk about it at our meetings.

May the Winds blow softly!

~ *Bob Boumstein*



REWARDS PROGRAM

Remember [Hobbytown's Reward Program](#). With every purchase by a WF member, the club receives a credit for an amount equal to 1 percent of your purchase. Be sure to mention your [Western Flyers affiliation](#) when making a purchase at either Hobbytown location.

Safety Notes

Our first safety tip this month is regarding the ever so sharp nylon props, hand starting or just holding the prop while tightening the prop nut can cut you to the bone. Always wear a glove when hand starting. Either wear a glove or wrap a towel around the prop when tightening the prop nut.

A second safety issue is the use of gasoline for the gas powered planes. We still have people smoking at the field within just a few feet of gas cans and gas powered planes. It is your duty to maintain a reasonable distance from people smoking or any type of open fire. A fire extinguisher should be present at the field and if not have some sort of plan to extinguish a fire should one occur.

Every one should have some medical supplies in the car, even a minor cut can be serious if not treated well enough to provide the time to get to an emergency room for proper treatment.

Last but not least; **NEVER FLY ALONE**

And on the light side: *“Take offs are optional but landings are mandatory.”*

Safety first as it can't be last.

Your Safety Officer,

~ Dean Copeland



Impressive bottom view of Dean Copeland's Northrop wing doing a flyover of the runway at Top Gun 2009.

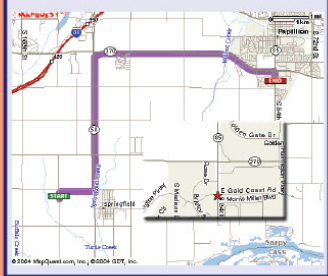
Just In Case..... SPRINGFIELD SITE

Be calm & composed
Assess the situation

EMERGENCY
P R O C E D U R E S

Non-Critical

Midlands Community Hospital
402-593-3000



Critical Or
Don't know

Call 911
Use Cellphone

Describe Location:
1/3 mile south of Platteview Rd on 156th St, Springfield

Describe Emergency:
As succinct as possible but don't leave out important details. Answer all questions asked.

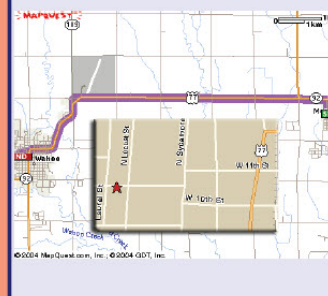
MEAD SITE

Be calm & composed
Assess the situation

EMERGENCY
P R O C E D U R E S

Non-Critical

Coleman Physicians Clinic
402-443-3434



Critical Or
Don't know

Call 911
Use Cellphone

Describe Location: Turn East after 3.7 miles south of Highway 92 on 78F. Follow road, turn south at tank, field is east of the building.

Describe Emergency:
As succinct as possible but don't leave out important details. Answer all questions asked.

Aeronca Project



An on-going project for club member **Bob Burt** has been his large scale Aeronca Champ of late 40s vintage. The plane is an Aeronca 7AC at one third scale. Wingspan is 140 inches. Approximate weight 35 pounds. Engine installed is a Turnigy 52cc gas. The Aeronca plans were obtained from RCM.

Bob carved his own nose cowl since there are no fiberglass cowls available. I was going to glass my own, but decided to just go with the wood. Behind the cowl, the firewall is aluminum sheeted and the rest of the cowl uses the same aluminum. Bob has just recently started painting the fuse using Nelson Products paint. This is the same type of paint he has used several times before with good results. According to Bob, it does an excellent job of covering the model, and it is brushed on in about 6 coats. Photo of the real McCoy is below followed by Bob's project photos.



Cont....

Aeronca Project Cont....





Vintage photo is of a Western Flyers IMAA Fun Fly held at Mead in the late 80s. View is to the north. Note that the trees were not much of a bother back then. Can you identify the models?

Western Flyers
OMAHA, NE - AMA 857
AMA card required to fly

SPRING FUN FLY
Saturday June 6, 2009
Open Flying from 9:00am - 3:00pm

Location: Mead Flying Field - 20 minutes west of Omaha
Any type or size of airplane, gas or electric may fly!

Trainers & Trainees welcome! Plenty of qualified help available.
Sport and Scale Models
Everyone Welcome!
Come Check Us Out!!



AMA
SINCE 1936

All AMA pilots & spectators welcome. Bring your lawn chairs and portable sun shades are welcome! Unless Porta-Pot, plenty of flight line parking and spectator space. Spectators must remain behind the flight line.

Location: Western RC Flyers Mead field 3.7 miles south of Mead on highway 78F. Take Center street (Omaha, Highway 92) west, past Yutan to Mead. Turn South on Highway 78F. Go approximately 3.7 miles turn left at sign.

For more information contact:
Visit our Western R/C Flyers website for maps & info!
www.WeflyRC.org

Club Website:
<http://www.weflyrc.org/>

Tips & Tricks

Wires

Get a hold of a junk VCR and take it apart. Quite often there are a lot of wire harnesses in it. While the wire is other colors, as well as black and red, it is high quality and works very well for RC hookups.

Lite Ply Replacement

My favorite material is "doorskins" to use in place of Lite Ply. You can purchase these at your local building supply company for around 5 bucks. The sheets are 36-inches wide by 80-inches high and about 1/8-inch thick. I have used this in place of Lite Ply in fuselage sides, hatches, landing gear mounts, servo mounts, etc., and have never had a failure.

Plywood on the cheap

Also along those lines, cabinet makers have birch- and oak-faced ply pieces in different sizes 1/4-inches thick, that they will sell to you for a reasonable price. I use these for firewalls, gear mounts in bigger airplanes, and you can double them up to make firewalls for gas engines.

Hardwood

For spars, I use 1/4 x 8 feet poplar or maple. One board can be carefully cut in a table saw with a fine blade (*be safe when you use power tools*). You can cut these in 1/4 x 3/8, 1/4 x 1/2, etc. and make enough sticks to last for years!

~ From First State R/C Club, Wilmington, Delaware



Jim Albin helps steady **Keith Roumpf's** Piper Cub as he gets it ready for flight at Springfield early May.

~ 2009 Western R/C Flyers Event Schedule ~

2009 Tuesday Night Fun-Flys, Springfield, Every Tuesday night May 1st through September 4th! 2009
(Weather Permitting)

Food – Fun – Flying – Friends!

**January
2009**

Tuesday, Jan 6th - Meeting
- 7pm, NRC, Natural Resources Center, Chalco Hills Recreation Area, 8901 S. 154th St.
(CAP meeting room, basement, far left of entrance)

**February
2009**

Tuesday, Feb 3rd - Meeting
- 7pm, NRC, Natural Resources Center, Chalco Hills Recreation Area, 8901 S. 154th St.
(Board Room, just inside right of main entrance)

**March
2009**

Tuesday, Mar 3rd - Meeting
- 7pm, NRC, Natural Resources Center, Chalco Hills Recreation Area, 8901 S. 154th St.
(Downstairs meeting room – north end bldg)

**April
2009**

Tuesday, Apr 7th - Meeting
- 7pm, NRC, Natural Resources Center, Chalco Hills Recreation Area, 8901 S. 154th St.
(Board Room, just inside right of main entrance)
- Sunday Apr 26th – Western RC Flyers 28th Annual R/C Auction at Fireman's Union Hall located at 6005 Grover St. in Omaha. Doors open at 7:30am with bidding starting at 10:00am. Admission \$5.00 per person.

**May
2009**

Tuesday, May 5th - Meeting
- 7pm, Springfield Flying Site, bring a plane, open flying & food
- Sunday, May 17th – Q500 races at Mead.
Registration at 9:00am.

**June
2009**

Tuesday, Jun 2nd - Meeting
- 7pm, Springfield Flying Site, bring a plane, open flying & food.
- Saturday, Jun 6th – Annual Spring Club Fun Fly at Mead starting at 10:00am. Open flying.
- Sunday Jun 21st – Q500 races at Mead.
Registration at 9:00am.

**July
2009**

Tuesday, Jul 6th - Meeting
- 7pm, Springfield Flying Site bring a plane, open flying & Food
Saturday, July 11th - Old-timers Fun Fly - 9am, Mead field
Sunday, July 19th - Quicke Racing
- Mead Field - Check in 9:30am, Racing 10am

**August
2009**

Tuesday, Aug 3rd - Meeting
- 7pm, Springfield Flying Site - bring a plane, open flying & food
- Saturday and Sunday, Aug 15/16th – Bud Hall IMAA Fun Fly at Mead. Aircraft limited to IMAA criteria and membership, large scale aircraft. May join IMAA at field. Criteria 80" wingspan monoplane, 60" wingspan biplane, or a true ¼ scale aircraft. Landing fee \$10.00 provides lunch both days and flying.
- Sunday, Aug 23rd – Q500 races at Mead.
Registration at 9:00am.

**September
2009**

Tuesday, Sep 1st - Meeting
- 7pm, Springfield Flying Site - bring a plane, open flying & Food (Last Tuesday food will be served)
- Sunday Sep 6th – The 2nd Annual Fall Fun Fly and Swap Meet. Outdoor swap meet free to WRCF members, \$5.00 for non-members. Swap meet setup after 9am. Open flying 10am through 3pm.
- Sunday, Sep 20th – Q500 races at Mead.
Registration at 9:00am.

**October
2009**

Tuesday, Oct 6th - Meeting
- 7pm, NRC, Natural Resources Center, Chalco Hills Recreation Area, 8901 S. 154th St.
(CAP meeting room, basement, far left of entrance)

**November
2009**

Tuesday, Nov 3rd - Meeting
- 7pm, NRC, Natural Resources Center, Chalco Hills Recreation Area, 8901 S. 154th St.
(Board Room, inside right of main entrance)
- Nominations taken for 2010 Officers

**December
2009**

Tuesday, Dec 1st - Meeting
- 7pm, NRC, Natural Resources Center, Chalco Hills Recreation Area, 8901 S. 154th St.
(Board Room, inside right of main entrance)
- 2010 Officer elections

Want to schedule a 2009 event? Contact any officer or attend a club meeting with a proposal.

NOTE: All content, including photos text and illustrations etc contained within this work or document are the exclusive *ownership of the Western RC Flyers club*. No other use is permitted without written permission from club officials. Copyright 2009 Western RC Flyers Inc.



Tailspin Newsletter
Western RC Flyers
Omaha, Nebraska

TO:

Western R/C Flyers Inc. 2009 Membership Application

Please print clearly!

Name: _____

Address: _____ Zip Code: _____

Evening Phone: _____ Day Phone: _____

Email: _____

AMA Number: _____ IMAA Number: _____

Dues Paid: \$ _____

2009 Dues: \$35 (2009 Renewals must be paid by **February 1**) New/Renewal: ___ New ___ Renewal ___ (Check One)

Sign Here: _____ Date _____

AMA membership is required
Make Checks Payable to: Western R/C Flyers

Print this form and send check to WR/CF Treasurer:
Ed Splittgerber 5046 S. 174th St. Omaha, Nebraska 68135