



OMAHA NEBRASKA
AMA 857 - IMAA 284

TAILSPIN NEWSLETTER

February 2013 Issue

President: Rick Miller

Phone: 402-624-2530 email: rick.miller@kellogg.com

Vice President: Jim Henley

Phone: 402- email: jhandmehenley@g.com

Website Director: Joe Halamek

Phone: 402-592-7876 email: Weflyrc10@yahoo.com

Treasurer: Dean Copeland email: dcopeland@tconl.com

Address: 15668 Fountain Drive, Omaha 68118 Phone: 402-334-2787

Secretary: Rick Johnson

Phone: 402-676-3054 email: rcbrunch@exite.com

Tailspin Editor: Nelson Carpenter

Phone: 402-709-3651 email: nelsonsc3@cox.net

A Word from the President



It has been a bit cold lately which has put a crimp on our outdoor flying. That has freed many of us up to get our airplanes ready for when the good weather arrives. Whether it be cleaning up last year's airplanes, or building a new one.

Jim Henley as started a neat build thread in this issue of Tailspin. Be sure to

check it out!

You can bet that I'm working on next flying season's airplanes. Not one, but at least two that I will show up with at the field.

Oh, the new club banners look really good! See you at the next meeting!

Thanks

~ Rick Miller

Vice-President's Corner



This month we start on the "Sig Spacewalker" build thread. This is an easy kit to build, the die cutting of the parts is good, and the written instructions are easy to read as well as understand. I realize that many of us do not have time for building and rely on an ARF kit, of which many are very nice. However, if you know the thrill of that first flight of your ARF, then consider the thrill of seeing an aircraft that you built from a box of wood take that first flight. There is nothing that

Next Meeting:

7:00 PM Tuesday February 5th 2013

Location: Natural Resources Center, Chalco Hills Recreation Area, 8901 S. 154th St.

(Bring something for Show N' Tell!)



can match the excitement and pride of seeing something you built with your own hands take flight. Please consider building a kit or a scratch built plane for your next project. Who knows, you might become addicted!

Let's build and fly!

~ Jim Henley

Treasurer's Report



A copy of the January 2012 Treasurer's Report will be passed out at the February 5th meeting.

Thank You!

- Dean Copeland

January 2013 Meeting Notes



Attendance: 6 Members

Events:

January 26, 2013 - SAS Museum Aviation Expo.

- Indoor Air Show and Chili Cook-Off. (\$5 Landing Fee for flying this year, details below.)
- RC community can display airplanes, helicopters, etc.
- Tables for RC and other aviation displays.

Other Events: See the website for details (<http://www.weflyrc.org/events.htm>).

Old Business:

Treasurer Report:

Dean Copeland gave the treasures report. The club is in good financial standing.

Elections:

Members present elected the following people as club officers:

President: Rick Miller
Vice-President: Jim Henley
Treasurer: Dean Copeland
Secretary: Rick Johnson

Events for 2013:

Web Dates: The event dates on the website need to be updated on the website. Nelson Carpenter volunteered to do the update.

Don Neil Scale Event: There was discussion about the date for the event. Jim Henley is going to contact the Lincoln Sky Knights to see if they are going to host the event this year (2013). It was mentioned that a link to the NASA Event maneuvers should be added to our website.

Cont....

Visitors At Mead Field: Everyone is being asked to watch for non-members using the field; especially anyone flying turbine planes. Discussions regarding turbines and regulations ensued. From a safety issued, both pilots with gas or turbines should have a fire extinguisher nearby. (Note: Joey Thompson is a member of our club and flies turbines. But not the person in question regarding a non-member flying turbines at Mead Field.)

SAC Museum Aviation Expo on January 26, 2013: Ed Paasch was present to discuss the details of the show and RC Club involvement.

- 1.) A SAS Museum sponsored Chili Cook-Off has been added this year. Club members can participate. Get your recipes ready.
- 2.) Unload your planes for display or for the indoor air show using Door 23 at the museum.
- 3.) Indoor Flying: If you plan to fly indoor in the restoration hangar, this year there will be a \$5 landing fee. This money will go to the museum to offset the cost of the lunch that they provide to the exhibitors and the RC pilots. No money will be given to any of the clubs.

Western Flyers SAS Museum Event Preparations:

Banner: We need to have a banner created for the event. It will help identify our club versus the other clubs exhibiting. Motion was made and seconded to have one made for our club for this event and other events we may attend or sponsor. Jim Henley will look into prices for a 3x5 or 4x5 size banner. The cost of each will be discussed further at the January club meeting.

Representation: The Western Flyers Exhibit table was represented but not by enough members. Please try to assist Bob Burt at the event this year.

Club Flyer Sheets: We need to create and print some club flyers for the SAS Museum event.

Old Magazines: Bringing club magazines to give free to event attendees.

Ed Paasch Briefing: Ed mentioned that we are part of AMA District 9 and there is a website devoted to just AMA District 9. Search for "AMA District IX" on the internet.

New Business:

Club Banner: A motion was made and seconded to buy 2 club banners at \$50 each. Motion passed.

Club Website: A motion was made and seconded to pay website hosting fees for 2013, and to set up payment for 2014. Motion passed.

Cont....

Website: <http://www.weflyrc.org/>

Membership Discussion: A discussion took place regarding club and AMA memberships. It was mentioned that the AMA memberships are discounted 50% if you are the *Master of Ceremonies* at 2 club events in a given year.

NRDC Equipment Sale: Rick Miller received a phone call from the NRDC (Mead) who graciously provides the field we use to fly airplanes. The call was a notice that they will be having an agricultural equipment sale this spring, and we will need to move the field tables. Rick has already removed them. Please note that the field will need some TLC after the sale event to add soil and grass seed. This is typical following these sales.

Event/Web Dates: The event dates have been updated (see calendar below) by Nelson Carpenter on the newsletter. They will be revised and finalized as dates are firmed up. Joe Halamek will also update the website.

Tim Peters: Tim is going to be doing an RC/Aviation discovery class for an OPS school. Tim was once a teacher so he is excited to work with the students about the hobby. Way to go Tim!!!

Show and Tell:

Dean Copeland: Dean brought in an electric starter that he ordered from China. It is made to start most RC engines. It is very light. He uses a Lipo 14.8v battery for power and it has plenty of torque with this setup.

Jim Welshon: Jim brought in a *Seagull CAP 232* ARF he is putting together this winter. Dimensions: Wingspan: 65"; Wing Loading: 28 oz/sq ft.; Engine: He plans to use an OS .91; Receiver: Spektrum; On-board glow: Hangar 9.

Rick Johnson: Rick brought in a *Blade mCPx V2* micro helicopter he received as a Christmas gift. It is the Bind-N-Fly version for Spektrum radios. It has the AS3X stabilization system which helps while flying. The helicopter is incredibly light and surprisingly durable.

Show and Tell \$25.00 Drawing Winner: Rick Johnson

The meeting adjourned.

That's it! ~ Rick Johnson

REWARDS PROGRAM

Remember **Hobbytown's Reward Program**. With every purchase by a WF member, the club receives a credit for an amount equal to 1 percent of your purchase. Be sure to mention your **Western Flyers affiliation** when making a purchase at either Hobbytown location.

Rumors, Gossip and other Signs of Decay



I am in the process of obtaining a *Sophia 350 Turbine*, new in the box. This turbine was originally purchased new in the late 1990s. The original cost at the time was \$3,300. It is new, never mounted or run. Though it is not yet in my possession, it may prove an affordable way for someone to try turbines.

I will be offering it for sale at \$1,200. Should someone in the Omaha area want it, I will bring it back with me when I return from Las Vegas. Otherwise, if no interest is expressed, it will go on eBay. Further, if you happen to know someone who wants it, the terms are that I am paid in advance and delivered upon my return. I can be contacted by email at bbhwc@cox.net or you can call me at 402-306-6151.



Additionally, I will have a few twin motors for sale as soon as I receive this estate. Possibly a Saito 1.30 which is a very nice motor. An OS 1.20 Gemini suppose to be in great shape. Two Ross twins which are .60 size. Also an Elf twin for you collectors, plus about 40 more items. Here again, anyone with interest should contact me. I will be able to send pictures and descriptions. I am figuring to have the estate items here by the 28th of January and go from there.

Upon my return, I will be preparing to sell all my airplanes. Yes, all my airplanes. Most are old timer models in good flying condition. More on that as I get closer to that date.




Happy Trails!

~ Bob Boumstein



Sig 1/3rd Scale Spacewalker

By Jim Henley
Part I



I started the 1/3 scale *Spacewalker* on Saturday January 12th. First, I marked all the plywood pieces according to the die cut guide, and built all the required sub assemblies. That followed with pinning the lower spar to the plan, and adding the wing ribs.

There are 3 different ribs. So I had to check the rib numbers against the plan, then pin the ribs in place. After the ribs are pinned to the plan, I made sure they were at 90 degrees to the spar then tacked them with "CA". Next the upper spar and leading edge were added. Then the wing joiners and their mounts, as well as the shear webs along the front top and bottom spars.

Cap strips are glued to the ribs. Then leading and trailing edge sheeting are added. Removed the wing from the plan and added rib caps, L.E. and T.E. sheeting to wings. At this point we cut the center section from each of the wings. After sanding the center ribs smooth and flush, the center sections are glued with epoxy and clamped together. The center section still needs dihedral braces #3 & #4 added. Remaining shear webs are glued in and top will be sheeted. Next time we will be framing out the fuselage of the *Spacewalker*.



Laminated wing spars, rib sub assemblies.



Wing Joiner hardware, ribs laid out according to the plan



Lots of wood in here, no wonder it was so heavy



Close up of wing joiner hardware and plywood shear web sub assemblies



Another shot of the newly opened box, what have I done?



Wing frame with leading edge, upper and lower spars




Another view of the wing joiner mounts and shear web assy.




Wing center section from front



Wing joiner / mount/shear web assy, epoxied between the upper and lower spars



Wing center section bottom



Wing joiner assy and shear webs



Wing center section, epoxied together



All three wing sections together

SAS Airshow Photos

By Jim Henley



Western Flyers Exhibit Table with new banners



Messerschmitt BF-109 Lynn Langer



PT-19 Jim Henley




Messerschmitt BF-109 E Mike Crosby




T-28 Trojan Dean Copeland



Wesland Lysander Mike Crosby



P-51 Dave Kelly



Liberty Sport Frank Trouba

Cont....



Air Tractor AT-802-F Bud Kilnoski



Stearman Biplane Allen Zinnecker



DeHavilland Beaver Bill Davis



Sonix scratch build Gary Vonout



B-47 D Control Line Don Dickey



Yak 54 Tyler Brown



Fiesler Storch Frank Trouba





~ 2013 Western R/C Flyers Event Schedule ~

2013 Tuesday Night Fun-Flys at Mead, Every Tuesday evening May 7th through September 1st!
(Weather Permitting)

January 2013

- **Tuesday, Jan 2nd** - Club Meeting 7pm, NRC, Natural Resources Center, 8901 S. 154th St.
(Downstairs meeting room – north end bldg)
- **Saturday, Jan 26th** - SAS Museum Indoor Airshow and Chili Bomb. Multi-club event.

February 2013

- **Tuesday, Feb 5th** - Club Meeting 7pm, NRC, Natural Resources Center, Chalco Hills Recreation Area, 8901 S. 154th St.
(CAP meeting room, basement, far left of entrance)

March 2013

- **Tuesday, Mar 5th** - Club Meeting 7pm, NRC, Natural Resources Center, 8901 S. 154th St.
(Downstairs meeting room – north end bldg)

April 2013

- **Tuesday, Apr 2nd** - Club Meeting 7pm, NRC, Natural Resources Center, 8901 S. 154th St.
(Downstairs meeting room – north end bldg)

May 2013

- **Tuesday, May 7th** - Club Meeting 7pm, at MEAD FIELD, bring a plane, open flying & food.
- **Saturday, May 18th** – Old Timers Fun Fly with Glider Fly - Starts at 9:00am with flying until 3:00pm.

June 2013

- **Sunday, Jun 2nd** – Annual Spring Club Fun Fly at Mead Field starting at 10:00am. Open flying.
- **Tuesday, Jun 4th** - Club Meeting 7pm, MEAD FIELD, bring a plane, open flying & food.
- **Saturday, June 15th** – Old Timers Fun Fly with Glider Fly - Starts at 9:00am with flying until 3:00pm.

July 2013

- **Tuesday, Jul 2nd** - Club Meeting 7pm, MEAD FIELD bring a plane, open flying.
- **Saturday, Jul 20th** - Old-Timers Fun Fly with Glider Fly - Starts at 9:00am with flying until 3:00pm.

August 2013

- **Tuesday, Aug 6th** - Club Meeting 7pm, MEAD FIELD a plane, open flying.
- **Saturday and Sunday, Aug 10th** – Bud Hall Large Aircraft Fun Fly. Aircraft restricted to IMAA criteria. However, IMAA membership NOT required. Criteria 80" wingspan monoplane, 60" wingspan biplane, or a true ¼ scale aircraft. Landing fee \$10.00 provides lunch both days and flying. Rain date Aug 11th.
- **Saturday, Aug 17th** – Old Timers Fun Fly with Glider Fly - Starts at 9:00am with flying until 3:00pm.
- **Saturday, Aug 24th** - Don Neill Scale Contest. Multi-club Fun event hosted at Mead Field. Various classes. Rain date 26th.

September 2013

- **Sunday Sep 1st** – The 5th Annual Fall Fun Fly and Swap Meet. Swap meet setup after 9am. Open flying 10am through 3pm.
- **Tuesday, Sep 3rd** - Club Meeting 7pm, MEAD FIELD - bring a plane, open flying.
- **Saturday, Sep 21st** – Old Timers Fun Fly with Glider Fly – Starts at 9:00am with flying until 3:00pm.

October 2013

- **Tuesday, Oct 1st** - Club Meeting 7pm, NRC, Natural Resources Center, Chalco Hills Recreation Area, 8901 S. 154th St.
- **Saturday, Oct 5th** – Old Timers Fun Fly with Glider Fly – Starts at 9:00am with flying until 3:00pm.

November 2013

- **Tuesday, Nov 5th** - Club Meeting 7pm, NRC, Natural Resources Center, Chalco Hills Recreation Area, 8901 S. 154th St.
- Nominations taken for 2012 Officers

December 2013

- **Tuesday, Dec 3rd** - Club Meeting 7pm, NRC, Natural Resources Center, Chalco Hills Recreation Area, 8901 S. 154th St.
- 2012 Officer elections



Tailspin Newsletter
Western RC Flyers
Omaha, Nebraska

TO:

Western R/C Flyers Inc. 2013 Membership Application

Please print clearly!

Name: _____

Address: _____ Zip Code: _____

Evening Phone: _____ Day Phone: _____

Email: _____

AMA Number: _____ IMAA Number: _____

Dues Paid: \$ _____

2013 Dues: \$35 (Renewals must be paid by **April 1**) New/Renewal: ___ New ___ Renewal ___ (Check One)

Sign Here: _____ Date _____

Membership subject to approval. AMA membership is required.

Make Checks Payable to: Western R/C Flyers

**Print this form and send check to WR/CF Treasurer:
Dean Copeland 15668 Fountain Hills Dr.. Omaha, Nebraska 68118**