



OMAHA, NEBRASKA
AMA 857

TALESPIN NEWSLETTER AUGUST 2021

President: Tim Peters
402-880-1508 tpetersrc@gmail.com

Vice President:

Field Maintenance: Loren Blinde
402-416-0855 lblinde@neb.rr.com

Field Safety Officer: Mike Lawver
402-443-8345 MikeLawver@charter.net

Treasurer: Dean Copeland dcopeland937@centurylink.net
Address: 15668 Fountain Hills Drive, Omaha 68118
402-905-6446

Secretary: Tim Ryan
402-943-6731 old43school@outlook.com

Tailspin Editor: Nelson Carpenter
402-709-3651 J3flyah@gmail.com

A Word from the President



I keep looking in my rear-view mirror expecting to see somebody from AMA or FAA or FCC or FBI or CIA or AFL-CIO to let me know that I'm doing something wrong here. Yet another month has passed without impeachment proceedings. Some good things have happened. Weather has been decent for several weeks; there have been a lot of days with reasonable temperatures and light winds for good flying conditions. We've seen some beneficial rains for the field. All that helps make the WRCF Mead flying site one of the premier locations for R/C events. Speaking of which, we had a satisfying turnout at the *Old Timers/Glider* event. Hope I saw you there. I forgive all of you for the rude comments about my flying abilities.



My 50-year old *Astro-Flite ASW-17* sailplane kit has been completed and test-flew at the July 17 fun-fly. I had some issues with assembly and was ready to give up flying it that day. Thank-you to **Loren Blinde** and **Bud Mitchell** who helped with some last-minute tweaks and advice. The first flight featured a dicey launch, but decent recovery and all-in-all was pretty uneventful.



So, what else is going on? We have a club meeting at the field Tuesday, August 10th. If weather prevents gathering at Mead, we'll do a zoom call; you'll get notified by email sometime early afternoon if that happens. Or call or email or text me; you know how to find me...just look at the top of the newsletter! You'll see an agenda in the newsletter; there are some important decisions to be made.

We also have the upcoming **Bud Hall** event Saturday, August 21st. Fingers and toes crossed for good weather. See you there!

Come out and fly!

~ Tim Peters



ATTENTION!

What: WRCF Meeting

When: Tuesday, August 10, 2021, 7 PM

Where: Mead Field (weather permitting, otherwise Zoom call - info to follow)

Agenda:

Items to be discussed and voted:

1. Meetings to be held quarterly: February, May, August, and November. May and August at Mead, February and November remotely, possibly at the Chalco location or via Zoom.
2. Membership freeze in effect since June 22nd, 2021. Discuss and determine course for the remainder of the year. Depending on the outcome, the topic may be looked at again at the November meeting.
3. Officer vacancy. Do we take action prior to November? If elections for 2022 take place in November, how will nominations take place?

Other Items to be discussed:

1. Changes to the Club Bylaws. Need volunteer(s) to create a new version.
2. Help with **Bud Hall** event August 21.
3. Misc items from attendees.

Treasurer's Report



Activity in treasurer's department is light. The "Old Timer" and "Glider" fun fly went off without any problems with approximately twenty-five pilots. Proceeds from donations were enough to offset the food costs & fuel for the mower this month. The weather was great with light winds from the east, cloud cover provided comfortable conditions and a good time was had by all. **Rene Mayo** picked up main course of food and also baked lemon bars and brownies. **Loren Blinde** boiled corn-on-the-cob making the lunch the high lite of the day.

Our membership rose to 53 with the inclusion of renewals. Thanks to all that were responsible for making everything go smoothly, and last but not least need to say that the field was immaculate and one of the best in the country.

Happy Landings

- Dean Copeland

Upcoming Club Happenings

We have our one remaining fun fly. Food will be available. Unless things go further south with the virus and the Delta variant.

Event/Date/Coordinator

Bud Hall Memorial Giant Scale Fun Fly
August 21st Tim Peters



WESTERN RC FLYERS MEMBERS

Current 31 July 2021

	<u>2021 Members</u>		<u>AMA</u>
1	Jim	Hoff Jr.	858014
2	Mike	Vlcek	101775
3	Marvin	Goldberg	6768
4	Jim	Drawbaugh	1215297
5	Rick	Sessions	105968
6	Brian	Peterson	112922
7	Tim	Peters	41409
8	Loren	Blinde	91210
9	Tim	Ryan	1151475
10	Tom	Wild	129512
11	Larry	Inness	883391
12	Jeff	Jacobs	422320
13	David	Reiber	281
14	Doug	Clemetson	1079758
15	Dean	Copeland	700148
16	Larry	Woscyna	1061039
17	Jack	Barry	741022
18	Dennis	Bender	916241
19	Skip	Brown	90624
20	Jud	Bock	558416
21	Earl	Pollard	865026
22	Richard	Jonas	997091
23	Jim	Henley	816592
24	Don	Pieken	491585
25	Bud	Kilnoski	7572
26	Nelson	Carpenter	5730
27	Frank	Trouba	54712

	<u>2021 Members</u>		<u>AMA</u>
28	Harold	Walsh II	716337
29	Jacob	Brown	596446
30	Jack	Wilhelmi	NA
31	Tom	Floyd	130852
32	Steve	Rasmussen	1086761
33	Michael	Watson	794778
34	Rick	Haineline	445993
35	Rene	Mayo	1038588
36	Bud	Mitchell	747892
37	Mike	Lawver	1010979
38	Dave	Kumm	1080862
39	Scott	Kuhn	509990
40	Dean	Howard	NA
41	Bernie	Baker	928732
42	Curly	Roy	313239
43	Jim	Simonitch	108012
44	Ron	Pacana	96202
45	Bob	Wheeler	775001
46	Skip	Prusha	333250
47	Don	Fiedler	1082603
48	Barry	Rubin	525069
49	Duwayne	Schmelzer	655512
50	Carroll	Jolly	847183
51	David	Wirka	626413
52	Rich	Walker	923881
53	Rick	Miller	5906
54			

Source: Dean Copeland, Treasurer

SEND ME A PHOTO OF YOUR LATEST, OR OLDEST, AIRPLANE. A ONE LINE DESCRIPTION IS ALL YOU NEED IF NOT WANTING TO SAY A LOT ABOUT IT. I WOULD LIKE TO RUN THESE IN THE NEWSLETTERS. THANKS, NELSON



Aviation Weather Forecast at Wahoo Municipal Airport, Nebraska

<http://www.usairnet.com/cgi-bin/launch/code.cgi?Submit=Go&sta=KAHQ&state=NE>




Shop News

From Dave Kelly



I'm finishing with the center work bench. Finally!!! Leveling legs support top 1 3/4" solid core doors. Since shop is not on a foundation, if I need to make tweaks over the years the leveling legs will make it a snap, or should I say "twist"?

Feels good to spend a few days on hobby. My My My



Western R/C Flyers AMA OMAHA NEBRASKA
AMA 857

32nd Annual Bud Hall

Large RC Airplane Fun Fly**

- Required Min. 80" Mono - 60" Multi-Wing - or true 1/4 Scale -

Mead Field* Saturday Aug 21st

Lunch Served with Water/Pop Provided
NO Landing Fee - Donations Free Will

Bud Hall circa 1985

AMA Required to Fly - Wide Open Space - Large Runway - Easy access Pits
* Located 3.7 miles S. of Mead from Sinclair station on Hwy 92. Watch for signs at field entrance. **Non-scale airplanes allowed.

NOTE: A FINAL DECISION HAS NOT BEEN MADE ABOUT SERVING LUNCH, WITH REGARD TO THE VIRUS.



Keep your masks handy. It is not over yet.... Please take this seriously.



Aquila Grande

By Loren Blinde



I seem to have found a niche for converting old winch-launch sailplanes to electric power. My latest wrinkle is to use EDF for power and my newest project is an *Airtronics Aquila Grande*.

Old time glider guys will remember it well from the early 80's. The kit, best I can recall, was the result of a beer-fueled bidding war on eBay; it is indeed a rare bird. Thankfully that was nearly 20 years ago and I've been able to forget the price since then.

My earlier EDF projects with a *Prophet* and *Bird of Time* used a single mounting rib between the wing halves. The *Grande* uses a plug-in wing arrangement, necessitating a mounting rib on each side. Luckily the EPF *Mercury* 64mm fan unit fit the setup perfectly. Details are 4700 KV on a 2200 4S battery, about 950 watts power. All up weight 4 1/2 pounds, 123" wingspan. It was built to be winch-proof with extensive carbon fiber hiding inside the innocent balsa-looking wing. Covering is *Ultracote*. The *Rit-Dyed* canopy was once matching purple but time has transformed it to the color of cheap red wine. The EDF is impressive. Take your pick, a howling near vertical climb or a gentle purr to maintain altitude at low throttle. Both are fun distraction between thermals.



Take the Test

FAA now requires us to take an exam to show that we understand the rules for operating model aircraft. The exam is free, AMA is one of the host sites for the test.



URL: <https://trust.modelaircraft.org/>

THE FLYING TIGERS



© Corbis via Getty Images - American civilian pilots of the American Volunteer Group, known as the "Flying Tigers," run to their fighter planes at the sound of an air raid siren, c. 1941. The "Flying Tigers" helped to protect unoccupied areas of Nationalist China from the Japanese air force. They painted their planes with tiger shark faces as an intimidation tactic.

Western R/C
Flyers

OLD TIMER/GLIDER FUN FLY REPORT

By Tim Peters



If you attended the *Old-Timers/Sailplane* event held July 17, I could keep this short....as you already know what a great event this was. If you didn't make it.... you truly did miss out!

It was a great day for many reasons:

- Good weather (*light winds, slight overcast that kept the July sun at bay, low 80's temps*),
- Terrific lunch served by Rene Mayo and Loren Blinde—chicken, corn-on-the-cob (cooked on-site), beans, Hawaiian rolls, fruit and dessert.
- The Mead (NE) flying site was in excellent condition due to recent rains and mowing by the skilled maintenance crew—Jack Barry handled the most recent mowing.
- Fun and skillful flying by 25 registered pilots. Many said that this appeared to be one of the best-attended events in recent memory.

The Old-Timers and gliders flew concurrently; the two aircraft types managed to co-mingle without incident. Most of the gliders were electric-powered, but there was some aero-towing taking place by the Fremont, NE contingent. One of the attendees demonstrated a discus-type launch technique for his glider.

Thanks to everyone who showed up and added to the fellowship. Loren Blinde deserves our appreciation for coordinating this superior event. In addition to prepping the great lunch, Rene Mayo provided the event photos you will see in this newsletter. Thanks, Rene. Those two members '*set the bar high*' for subsequent WRCF flying events. Added thanks to the WRCF officers and Larry Inness who helped with registration and other tasks.

PHOTOS BY RENE MAYO:



Cont. page 6

Western R/C
Flyers

FUN FLY REPORT Cont.



Cont. page 8

*Western R/C
Flyers*


FUN FLY REPORT Cont.



Cont. page 9

*Western R/C
Flyers*

FUN FLY REPORT Cont.



Cont. page 10



*Western R/C
Flyers*

FUN FLY REPORT Cont.



*Western R/C
Flyers*

Bogie on Down!!

by Nelson Carpenter






A few weeks ago, I was offered an old *Dynaflite Wanderer* glider kit by Larry Woscyna. All I had to do was put together a small electric old timer kit called a *Bogie 72* for him. Since I was between building projects of my own, I took Larry up on it.


Once I started the kit, I decided that some of you would like seeing it under construction.

Mountain Models kitted the *Bogie* (made in USA!) in 2010 as a 72" wingspan EP version of a *Playboy*. Larry found the kit in an old ad on *RC Groups*. The seller in California still had it two years after the ad ran, but it took him a year to find it stored away somewhere in his shop. Then he contacted Larry to see if he was still interested. The *Bogie* was offered for a low price, and Larry took it.

All the parts are laser cut and interlock for a precise build. Unique to it is that you assemble everything before gluing. Parts lock together like pieces of a puzzle. Because this kit was so well designed; I was able to start and finish the fuselage in less than an hour. The instructions called for the fuse to be first assembled, then followed by thin CA glue. Next month, the wing and empennage.



Little Bogie™ Specifications
 Wingspan: 72.0 in.
 Length: 39.0 in.
 Wing Area: 653 sq. in.
 Weight (Ready to Fly): 28 to 30 oz.
 Wing Loading: 6.1 - 6.6 oz./sq. ft.



Berkley Privateer

Story by Scott Kuhn



I was informed a couple of weeks ago by a friend of mine that there was a gentleman in Lincoln that was selling the estate of his grandfather. This estate included multiple airplanes and all the accumulated stuff one acquires after years in the hobby. John Millie and I went over to look at this stuff the Sunday following the WRCF swap meet/fun fly.

After arriving and getting a quick look at everything it was obvious to us that we were not the first people to have had a chance at buying parts of the estate. Things were pretty well picked over but there were still some things worth owning and we made an offer on what was left. Once accepted we started sifting through everything and realized very quickly that we were missing the center section of the wing for the *Privateer* which happens to include the power pod. We were/are also missing the fuselage that go with a VERY large set of wings and a removable tail section that we found. (*more on that later*) We looked everywhere for the wing section. We had the fuselage and the wing tips but no center section.

I questioned the guy's grandson about what possibly could have happened to that portion of the wing, the rest of the aircraft was in such nice condition I couldn't believe that the part we were missing wouldn't have been cared for in the same manner. But upon questioning the guy I was told that the center section of the wing had been sold to a local because he wanted the engine that was on it. I thought he was kidding me, I asked him "*are you serious, you sold the engine off of the plane and let the guy take the entire center section of the wing? You realize that relegates the rest of the airplane to the trash heap, right?*" He just kind of shrugged his shoulders which was really irritating.

But upon pushing the issue just a bit more it turns out that I actually knew the guy! What luck! I instantly called him and arranged a deal for us to obtain the wing section, we even got the engine. So, everything worked out in the end. By the way, the fuselage is about 8 feet long and it has a 114-inch wingspan so it is a big sucker!


As for the other fuselage... that is still in negotiations. I have the wings and tail but the fuse (*according to the guy that told me about this estate*) is hanging in an outbuilding on the property used by one of his uncles to house classic cars because it is simply too large to make moving it in and out of the basement practical. The outbuilding is locked, only the uncle has a key, and there seems to be a certain amount of animosity about the estate being sold off in the first place. The guy I am

dealing with (*the grandson*) is afraid to confront the uncle because apparently, he is big and scary and doesn't want the estate sold off. The person with power of attorney (*the grandson's mother*) lives in Florida and seems to not want to be involved. It is a big mess.

I wouldn't honestly care so much if I didn't think that I knew what this plane was. The wings and tail look exactly the shape of a *Sig Senior*...big deal, right? Hell, I own 3 of those already. BUT this thing is HUGE! The wings, which plug into the sides of the fuse, meaning you have to take the fuselage width into consideration when calculating the wingspan, are 52 inches long, EACH. And they have a 20-inch chord. The tail section is nearly twice the size of any senior that I have ever seen but appear to be exactly that.

The guy that informed me of the estate to begin with told me he has seen it in the shed and it is so big that it was built in a modular fashion that enabled the fuselage to be broken down into at least two sections making it easier to transport. I have my fingers crossed for a positive outcome for everybody involved. I don't know if it is going to work out or not. I just know that I really don't have much to say about it and fear if I push the issue everyone will just shut down and stop communicating all together, which seems to be about where we're at now.

It is really too bad, if it were my estate I know that I would rather everything go to someone who was going to take care of it and use it than to have it rotting away in a shed somewhere that nobody even gets to see it. But maybe that is just me? Like I said, my fingers are crossed. Wish me luck?!!



Western R/C
Flyers



Western R/C Flyers 2021 Event Schedule*

*Posted on **Metro Area RC Flying** website calendar.
http://www.metrorcflying.com/metro_schedule.htm



Western R/C Flyers Inc.

Membership Renewal and Application 2021

Membership application subject to approval. Current AMA membership is required.

Name: _____
Street: _____
City: _____ State: _____ Zip: _____
Phone: _____ Email: _____
AMA Number: _____

2021 Dues: \$35.00 (Renewals due by April 1st)

Sign Here: _____ Date: _____

Checks Payable to: Western R/C Flyers

Complete this form (new applicants only); Current members send payment and include AMA number. Also, postal and email address.

send to:
WRCF Treasurer Dean Copeland 15668 Fountain Hills Dr. Omaha, Nebraska 68118