



OMAHA NEBRASKA  
AMA 857 - IMAA 284

## TAILSPIN NEWSLETTER August 2013 Issue

**President: Rick Miller**

Phone: 402-624-2530 email: [rick.miller@kellogg.com](mailto:rick.miller@kellogg.com)

**Vice President: Jim Henley**

Phone: 402-445-0948 email: [jhandmehenley@g.com](mailto:jhandmehenley@g.com)

**Website Director: Joe Halamek**

Phone: 402-592-7876 email: [Weflyrc10@yahoo.com](mailto:Weflyrc10@yahoo.com)

**Treasurer: Dean Copeland** email: [dcopeland@tconl.com](mailto:dcopeland@tconl.com)

Address: 15668 Fountain Drive, Omaha 68118 Phone: 402-334-2787

**Secretary: Rick Johnson**

Phone: 402-676-3054 email: [rcbrunch@exite.com](mailto:rcbrunch@exite.com)

**Tailspin Editor: Nelson Carpenter**

Phone: 402-709-3651 email: [nelsonsc3@cox.net](mailto:nelsonsc3@cox.net)

### A Word from the President



It looks like it's turning into a great summer. Lots of events and the weather has been great.

The Old Timer and Sailplane event was outstanding. The weather was better than expected, and all had a great time. I did a maiden flight on my new sailplane and there were plenty of other planes there as well. Terry Pollard's new *Mystique* sailplane was just beautiful.

Now It's time to get those Giant Scale planes out and ready for the August *Bud Hall Giant Plane Fun Fly*. This will be the 23rd year for the event honoring our former *Western Flyers* member, **Bud Hall**.

Our fun fly will be non-competitive, but adhering to IMAA type size limitations. Wingspans of 80in for single wing, or 60in for bipes. Although nothing has to be scale, a true 1/4 scale aircraft will be eligible with wingspans less than stated above.

Sure hope you folks like looking at airplane pictures. That and a few outstanding articles. Nelson has broken a record for number of pages in our monthly e-newsletter. As he will say, mostly due to the number of contributors that have made it happen.

So after reading and looking at the pictures in this month's newsletter; get those planes charged up and trimmed out. See you at the field.

Thanks

~ Rick Miller

### Next Meeting:

7:00 PM Tuesday August 6th 2013

Location: Mead Field  
(Bring something to fly!)



### Vice-President's Corner



The 1/3 scale *Spacewalker* has been completed and was maiden on July 2<sup>nd</sup> 2013 at the club meeting that evening. The completed plane weighs 23.9 lbs has Futaba 2.4 transmitter and receiver with a mix of High-Tec and Futaba servos.

We got several pictures, and if you look close, the landing and navigation lights are visible. (See photos in building thread) The initial flight was done by Dean Copeland who then walked me through a couple of flights before we called it an evening.

The field is still recovering from this year's ag auction,  
Cont...

but there is no reason not to fly from our runway. The grass and other vegetation is kept short so even airplanes with wheel pants have no issue taking off or landing. So come on out and fly.

We also want to report that **Bob Burt** has gotten through his recent medical issues and is on the mend, we hope it will not be too long before we see Bob's smiling face out at the field.

*Let's build and fly!* ~ *Jim Henley*



**Website:** <http://www.weflyrc.org/>

## July 2013 Treasurer's Notes



Our club remains in good financial standing as we go into the month of August. The treasurer's report will be given at the August meeting. Hope to see you all at our field for some good flying.

*Thank You!* ~ *Dean Copeland*

## July 2013 Meeting Note



Notes taken by Rick Miller in Rick Johnson's absence. Meeting was very brief, so notes minimal. Everyone wanted to fly!

Discussed at meeting:

- Publish July Fun Fly
- Food for event to be Hot Dogs, chips and cookies.
- \$200 donation for the *Don Neill Scale* event this year at *Lincoln Skyknight's* field in Waverly.

*That's it!* ~ *Rick Johnson*



<http://hint.fm/wind/>

# JULY FLYING AT MEAD



Cont...

# JULY FLYING AT MEAD Cont....



Cont...

# JULY FLYING AT MEAD Cont....



# JULY FLYING AT MEAD Cont....



# MORE ON SLOPE SOARING

By Loren Blinde



I really enjoyed and appreciated **Tim Peters'** article in last month's newsletter. It's great to see someone getting the bug for something different and fun like this. I've been flying slope on and off for >20 some years, and will try to add to the local body of

knowledge.

Tim described the process very well. As long as the wind is blowing into the face of a hill, in sufficient velocity, you can stay up indefinitely until pilot error or boredom says otherwise. The top rating from the *League of Silent Flight* (*Knights of the Round Table for*



*Glider Guys*), requires a slope flight of 8 hours which illustrates what is possible with planning, really good batteries and a catheter. Or abstaining from coffee that

morning :-)

Also correct is the notion that in our local area, probably the best we will do is the local dams. But don't dismiss that just because it's not Wilson Lake or Torrey Pines; it's still fun!

I will offer one tried and true tip. **IF POSSIBLE, CHOOSE A SITE SO YOU FLY OVER THE WATER SIDE OF THE DAM.**



Counter-intuitive as it may sound! First of all, it is likely that the air coming over the water is going to be less turbulent than air flowing over land, which means better

flying. But more importantly, think of this. What if you lose control and the wind blows the plane back over your head? You've gone from rising air to a turbulent rotor of air that will take you far downwind with no lift to keep you flying. So if you're flying on the land side, where does that leave you? Not only *SPLASH* into the water, but that same wind will blow your now floating boat clear to the other side of the lake.

If you're flying over the water though, where will that same wind take you? Dry land. If the wind drops and you have to land, simply turn back toward the dam and land on the face. Even if you experience total radio failure and go into the water, where will the wind take you? Back to the shore you're looking down at. Think about it. People far smarter than me have come to the same conclusion.

Next month, I will write something about the different kinds of slope flying; racing, scale, aerobatic, combat, warbirds, etc. There are a lot of niche hobbies within this niche hobby! In the meantime, if Tim has inspired you to build a slope plane, and you're going to fly it locally, make sure it is constructed of EPP foam or something similar. Rough landing areas and wood airplanes never seem to end well .... If you want some recommendations, let me know.

Did you know? The fastest model airplanes are not jets, they are slope gliders. The speed record is approaching 500 mph. Google "dynamic soaring" and be amazed.



*Rick and Loren practicing their magic act for "America's Got Talent Show."*

## RC NEWS FROM LAS VEGAS



Servos, an interesting subject. It turns out if you are using a fully electric system in your airplane or RC car/truck, a failing servo can interfere with your entire electrical system. For me, while modifying an Axial Wraith off road rock racer using state of the art *Castle Mamba Max Pro ESC* and a *Novak* sensory brushless 4.5 turn motor; that after assembly, I had severe "cogging" of the new set-up.

I asked my associates at *Cutting Edge Hobbies* to help analyze the problem. We started with the ESC itself and found no bad connections or wire issues. We looked at the steering servo and though it operated okay, really questioned the performance. Then we replaced it with a *Solar 772* with 300oz of torque and "wa-la!" The cogging went away. I then asked how it could be that a servo had this effect. After all in all my years of flying a bad servo never caused me issues system wide. Nope! Electric is different I was told, the servo effects the entire system through the electronics, ESC, BEC etc. Therefore, I suggest all servos be tested prior to flying an electric aircraft. In my case this would have caused a catastrophic system failure.

At this time I am preparing to resume my model engine business. I have nearly a thousand motors for sale, and now that I live here in Vegas, I will gladly sell engines anywhere they are wanted. Here are some samples, all prices plus shipping:

1. *Saito 65* four-cycle excellent & complete \$125
2. *OS 70* four-cycle excellent in box w/muff \$119
3. *Magnum 80* four-cycle like new in box \$119
4. *OS 26* four-cycle excellent \$100
5. *Saito Flat Twin 60* four-cycle New In Box \$399
6. *Saito 90* twin with flexible exhaust tubes no muffs excellent dirty \$199

These are a few examples, if you want my list email me at [bbhwc@cox.net](mailto:bbhwc@cox.net) Payment is by check made out to me:  
Bob Boumstein  
6551 Arrowbear Lane  
North Las Vegas, NV 89084

*Best Regards*

*Bob Boumstein*



**"Lake Munitions"**



**Saturday August 17th**



# JULY OLD TIMER AND GLIDER FLY

July 21, 2013

Reported by Loren Blinde: "We had a good day with the old timers and such today. Funny thing was the Lincoln folks outnumbered everyone else. Rick Miller, Terry Pollard, Tim Peters, and Dick Behrens were about it from the North Country. None of the other old coots from Omaha were there. From Lincoln was myself, Tom Wild, Jack Barry, Darin Kelstrom, Dave Reiber and Joe Mock. Dean Copeland and Bob Turner were there but didn't fly. I kept busy flying Terry's Mystique for the first time and Rick's new glider on the winch. They both went well."

Photos by Rick Miller:



Cont...

# JULY OLD TIMER AND GLIDER FLY

Cont....

Photos by Rene Mayo:



# JULY OLD TIMER AND GLIDER FLY

Cont....

Photos by Rene Mayo:



# JULY OLD TIMER AND GLIDER FLY

Cont....

Photos by Rene Mayo:



# JULY OLD TIMER AND GLIDER FLY

Cont....

Photos by Rene Mayo:



# JULY OLD TIMER AND GLIDER FLY

Cont....

Photos by Rene Mayo:



# JULY OLD TIMER AND GLIDER FLY

Cont....

Photos by Rene Mayo:



# JULY OLD TIMER AND GLIDER FLY Cont....

The glider portion of the fun fly was flown immediately after lunch. Here are a "few" more photos of that. Again, outstanding photos by Rene.

Photos by Rene Mayo:





# JULY OLD TIMER AND GLIDER FLY


Cont....



# JULY OLD TIMER AND GLIDER FLY

Cont....

Photos by Rene Mayo:



# JULY OLD TIMER AND GLIDER FLY Cont....

Photos by Rene Mayo:



**That's All of the Old Timers and Gliders  
Folks.....**

**23rd Annual**  
**Bud Hall**  
**Large Airplane Fun Fly**



Sponsored by the Western R/C Flyers  
Omaha Nebraska - AMA 857

---

**Location: Western R/C Flyers Field - Mead Nebraska**  
**Saturday August 10th**  
*(rain date Sunday Aug 11th)*

**AMA License required**

**IMAA Large Airplane Criteria**  
**Min. 80" mono, 60" biplane, or true 1/4 scale**

**Lunch, Pop, and Water Provided**  
**Landing Fee \$10**

**Western Flyers' Field located 3.7 miles south of Mead, Nebr. and 1/2 mile east. Signs will be posted. (Map Weflyrc.org)**

**Non-competitive Fun Fly Gathering!**

---



*"The Wide Open Space of Mead Field"*

# OPEN HOUSE FUN FLY



The morning of Sunday June 14th, we all arrived at Mead Field under cloudy conditions and a stiff southeasterly wind. The clouds moved west by noon, but the winds never slacked off averaging 20 mph. Needless-to-say, that was enough to keep some flyers at home.

Those of us that did fly, welcomed the challenge especially with the landings. Loren Blinde and Tom Wild kept us entertained with their glider tows. There were perhaps a dozen total of us at the open house. The brats were good by the way, and absolutely no crashes.




Cont....



# Sig 1/3<sup>d</sup> Scale Spacewalker

By Jim Henley


Part VII - Maiden Flight!



The *Spacewalker* is completed. I installed the instrument panel, cockpit combing, and wind screen. The tail brace wires were added. I did not use the kit supplied parts but used instead the plated straps available from *Du Bro* and wires from a 4-40 pull-pull kit as I liked the appearance better.

Tuesday 7/2/13 before the meeting (*but after the rain*) the plane made its maiden voyage. Dean Copeland handled the first flight, then walked me through the second one. The *Spacewalker* is a very nice plane to fly and the *O.S. 300 Gemini* provides plenty of power even considering that it is not broken in yet.

The plane has functional navigation lights, landing lights and tips the scale at 23.9 lbs. radio is a *Futaba 14 SG*. This concludes the build thread. I sincerely hope you have enjoyed reading about the build as much as I have enjoyed building this airplane.



Cockpit with instruments and coaming



Tail Brace Wires



Wind screen



Pilot in cockpit

Cont....



"NO STEP" markings



Back on Terra Firma



Waiting for her maiden voyage



Taxi back to the pits



First take off (cont.)



More Glamor shots



End of first flight discussion



Marilyn up close





## ~ 2013 Western R/C Flyers Event Schedule ~

**2013 Tuesday Night Fun-Flys at Mead, Every Tuesday evening May 7th through September 1st!**  
(Weather Permitting)

### January 2013

- **Tuesday, Jan 2nd** - Club Meeting 7pm, NRC, Natural Resources Center, 8901 S. 154th St.  
(Downstairs meeting room – north end bldg)

- **Saturday, Jan 26th** - SAS Museum Indoor Airshow and Chili Bomb. Multi-club event.

### February 2013

- **Tuesday, Feb 5th** - Club Meeting 7pm, NRC, Natural Resources Center, Chalco Hills Recreation Area, 8901 S. 154th St.  
(CAP meeting room, basement, far left of entrance)

### March 2013

- **Tuesday, Mar 5th** - Club Meeting 7pm, NRC, Natural Resources Center, 8901 S. 154th St.  
(Downstairs meeting room – north end bldg)

### April 2013

- **Tuesday, Apr 2nd** - Club Meeting 7pm, NRC, Natural Resources Center, 8901 S. 154th St.  
(Downstairs meeting room – north end bldg)

### May 2013

- **Tuesday, May 7th** - Club Meeting 7pm, at MEAD FIELD, bring a plane, open flying & food.  
- **Saturday, May 18th** – Old Timers Fun Fly with Glider Fly - Starts at 9:00am with flying until 3:00pm.

### June 2013

- **Sunday, Jun 2nd** – Annual Spring Club Fun Fly at Mead Field starting at 10:00am. Open flying.  
- **Tuesday, Jun 4th** - Club Meeting 7pm, MEAD FIELD, bring a plane, open flying & food.  
- **Saturday, June 15th** – Old Timers Fun Fly with Glider Fly - Starts at 9:00am with flying until 3:00pm.

### July 2013

- **Tuesday, Jul 2nd** - Club Meeting 7pm, MEAD FIELD bring a plane, open flying.  
- **Sunday Jul 14th** – Western Flyers Open House Fun Fly. Starts at 9:00am with flying until dark.  
- **Saturday, Jul 20th** - Old-Timers Fun Fly with Glider Fly - Starts at 9:00am with flying until 3:00pm.

### August 2013

- **Saturday, Aug 3rd & 4th** - Don Neill Scale Contest. Multi-club Fun event hosted at Skyknights Field in Waverly.  
- **Tuesday, Aug 6th** - Club Meeting 7pm, MEAD FIELD a plane, open flying.  
- **Saturday and Sunday, Aug 10th** – Bud Hall Large Aircraft Fun Fly. Aircraft restricted to IMAA criteria. Landing fee \$10.00 provides lunch both days and flying. Rain date Aug 11th.  
- **Saturday, Aug 17th** – Old Timers Fun Fly with Glider Fly - Starts at 9:00am with flying until 3:00pm.

### September 2013

- **Sunday Sep 1st** – The 5th Annual Fall Fun Fly and Swap Meet. Swap meet setup after 9am. Open flying 10am through 3pm.  
- **Tuesday, Sep 3rd** - Club Meeting 7pm, MEAD FIELD - bring a plane, open flying.  
- **Saturday, Sep 21st** – Old Timers Fun Fly with Glider Fly – Starts at 9:00am with flying until 3:00pm.

### October 2013

- **Tuesday, Oct 1st** - Club Meeting 7pm, NRC, Natural Resources Center, Chalco Hills Recreation Area, 8901 S. 154th St.  
- **Saturday, Oct 5th** – Old Timers Fun Fly with Glider Fly – Starts at 9:00am with flying until 3:00pm.

### November 2013

- **Tuesday, Nov 5th** - Club Meeting 7pm, NRC, Natural Resources Center, Chalco Hills Recreation Area, 8901 S. 154th St.  
- Nominations taken for 2012 Officers

### December 2013

- **Tuesday, Dec 3rd** - Club Meeting 7pm, NRC, Natural Resources Center, Chalco Hills Recreation Area, 8901 S. 154th St.  
- 2012 Officer elections



**Tailspin Newsletter**  
**Western RC Flyers**  
**Omaha, Nebraska**

**TO:**

## **Western R/C Flyers Inc. 2013 Membership Application**

**Please print clearly!**

Name: \_\_\_\_\_

Address: \_\_\_\_\_ Zip Code: \_\_\_\_\_

Evening Phone: \_\_\_\_\_ Day Phone: \_\_\_\_\_

Email: \_\_\_\_\_

AMA Number: \_\_\_\_\_ IMAA Number: \_\_\_\_\_

Dues Paid: \$ \_\_\_\_\_

**2013 Dues: \$35** (Renewals should be paid by **April 1**) New/Renewal: \_\_\_ New \_\_\_ Renewal \_\_\_ (Check One)

Sign Here: \_\_\_\_\_ Date \_\_\_\_\_

**Membership subject to approval. AMA membership is required.**

**Make Checks Payable to: Western R/C Flyers**

**Print this form and send check to WR/CF Treasurer:  
Dean Copeland 15668 Fountain Hills Dr.. Omaha, Nebraska 68118**