



OMAHA NEBRASKA
AMA 857

TAILSPIN NEWSLETTER

April 2015 Issue

President: Rick Miller

Phone: 402-624-2530 email: rick.miller@kellogg.com

Vice President: Rich Jonas

Phone: 402-443-8055 email: richbarbj@netscape.com

Website Director: Joe Halamek

Phone: 402-592-7876 email: Weflyrc10@yahoo.com

Treasurer: Dean Copeland email: dcopeland937@centurylink.net
Address: 15668 Fountain Drive, Omaha 68118 Phone: 402-334-2787

Secretary: Tim Peters

Phone: 402-758-8936 email: tpeters@cox.net

Tailspin Editor: Nelson Carpenter

Phone: 402-709-3651 email: nelsonsc3@cox.net

A Word from the President



Work has me occupied with every moment, so this will be short. The *Big Mower* has the battery installed now and was test run by myself and Leroy Konecky. In addition the smaller mowers have the batteries installed and the larger one started. The larger one may need additional work as it would only run with the choke on. The newer mower would not start, more follow-up on these later.

The field fill spot has been seeded, more on this from Leroy Konecky and Richard Jonas Vice-Pres, thanks guys.

A lot of people were out there at the field last weekend 3/21-22 and some great flying. I know I had a great time with a maiden flight and getting 4 more planes checked out on Sunday.

Please take the time to verify you batteries. We believe that at least one mishap, last weekend, was because of defective batteries. So charge them and test them before you fly for the first time this spring. This really helps in taking home a complete plane and making a fun day of flying.

Be sure to check out all the build articles in this month's newsletter. See you at the meeting.

Thanks!

~ Rick Miller

Next Meeting:

7:00PM Wednesday April 8, 2015

Natural Resources Center, Chalco Hills



Vice-President's Corner

Was great to get out to the field and fly this month. Saturday the 14th there was quite a few of us out there. Hope everyone enjoyed the perfect flying weather. Looking forward to more days like that one...sunshine and light winds.



Leroy Konecky and I have some seed to plant...we are just waiting on some rainy weather. See you at the April meeting...

Keep Flying!

~ Richard Jonas

March Treasurer's Notes



If you do not receive your *WRCF* newsletter or ever hear from any of your fellow flyers - it could be that you are no longer a club member.....just kidding.

Membership renewals continue to trickle in and as of this writing we have 30 paid up members for the 2015 season. Since March is the deadline for renewing your membership I will be looking for the rest of you to be filling my mailbox with checks.

I along with fellow club members are looking for a great flying season, so come join in on all the fun and jawing that occurs at the field.

Respectfully submitted ~ Dean Copeland

Website: <http://www.weflyrc.org/>



~ Did you paid your dues by April 1st? Thanks for your Support. ~

March 2015 Meeting Notes



Western RC Flyers meeting minutes, Wednesday, March 4, 2015 7 PM. (*Chalco Hills*)

(9) Members present.

The meeting was called to order by *WRCF* President **Rick Miller** 7:05 PM.

Treasurer **Dean Copeland** presented the monthly report. *WRCF* has total of (27) paid members so far for 2015. Dean provided income and expense details for the month, including an insurance premium to cover the contents of the Mead storage shed for the coming year. It was moved/seconded/approved to accept the treasurer's report. It was moved/seconded/approved to pay the insurance premium.

Regarding the minutes for the previous meeting, there was brief discussion about *WRCF* 2015 events. It was moved/seconded/approved to accept the February 2015 *WRCF* meeting minutes as published in the March, 2015 *Tailspin* Newsletter.

Old Business:

WRCF Events for 2015:

Dates for all the events were reviewed. **Tim Peters** to check the date of the 2015 *AMA District IX Fun Fly* held in conjunction with the *Grand Island* (NE) club's flying event. This is to avoid a conflict with the *WRCF* Club Fun Fly. Tim agreed to relay correct club information to **Keith Paskewitz** for posting on the Metro Area R/C Flying web site.

Mead Flying Field:

Rick Miller discussed the maintenance of the mower batteries. **Jim Henley** talked about responses he had received for mowing volunteers. Mowing-related topics included the need to avoid mowing in the evening (*to not interfere with flying activities*), the use of "teams" when mowing (*for safety*) and the need for a "training session" on the safe and proper operation of the diesel mower. Jim said he will coordinate the training session. **Mike Lawver** and **Rick Miller** will look into getting the diesel mower maintained.

Cont. Page 3....



March 2015 Meeting Notes Cont...

New Business:

Misc:

Nelson Carpenter discussed the *HobbyTown* policy of refunding a percentage of purchases back to the *WRCF* club. The club has a current credit of \$100 with *HobbyTown* because of this. There was discussion of how to use the funds. It was moved/seconded/approved to use the *HobbyTown* credit plus \$100 of *WRCF* treasury for a raffle. The intent is to generate revenue for the club treasury, with the raffle winner receiving \$200 in the form of a *HobbyTown* gift cards. Raffle tickets will be priced at \$1 each or 6 for \$5. The raffle drawing is planned for the July 12 *WRCF Club Open House* at the *Mead* flying site. Nelson will head up the effort; it was suggested he talk with *AMA District IX AVP Ed Paasch*. Ed has assisted other clubs with similar raffles in the past. It was moved/seconded/approved to adjourn the meeting at 7:50 PM.

Show-and-Tell:

Those present took turns discussing their current projects and plans for the upcoming flying season.

Nelson Carpenter provided an update on the construction of his *Coquette (biplane Old-Timer)*.

Larry Woscyna gave details on the *Quaker Old Timer* he is converting to electric. The plane will use a *OS/Max* out runner motor providing power similar to a .52 Four-stroke engine. He plans to use a gyro stabilizer and asked for opinions on their effectiveness. **Mike Lawver** gave some pointers on his experience with *Eagle Tree Systems* gyro stabilizers. **Rick Miller**, **Dean Copeland**, and **Tim Peters** also described their experiences with auto stabilization in airplanes.

Dean Copeland provided information on his recent project: true-scale reproduction of a *Sonex* jet powered with a turbine jet engine. He hopes to complete it in the next month. Dean said that he is “*learning all details regarding operation of jets*”; most recently he studied the impact that static electricity can have on turbine-engine models. He counted 4,600 ‘glue drops’ that are used to simulate rivets. The ~30 pound model will have a wing loading of about 50 oz/ft² (*very acceptable for a model jet*) and a “*dollar loading*” of ~\$6,000/model (!)



Rick Miller talked about his recent travels to area R/C auctions; he has accumulated a number of projects. The big *Balsa USA Stearman* Biplane needs paint; he is putting focus on ‘*large electric planes*’. Rick has a *Lake Buccaneer* Seaplane (80” span) he is converting from a 200-cc gas *Zenoah* motor to electric power.

Jim Henley says his “*Stinson*” is ready to go, but needs the balance checked. The 40 cc twin engine motor runs great; the model will weigh in at ~25 pounds.

Jere Ferrazzo talked about his *Slo-Poke* project. He is looking for advice on balancing and covering. Several members gave Jere some pointers.

Mike Lawver also has some “*auction acquisitions*”, including a *Hanger 9 Cessna 182* (60” span), a *Skybolt*, and an *Aeroworks Edge* with *Zenoah* and electronic ignition. The blue *Extra* plane he displayed at the recent “*Air and Space Museum*” airshow had a landing mishap and needs attention.

Tim Peters displayed his finely-crafted ‘*Curtiss Jenny*’ Biplane. (*Not that he crafted anything. It was a Craigslist purchase from local R/C flyer Joe Cole.*) The biplane uses a *OS .48* Four-stroke motor and has a *Dymond RC Products Futaba* FASST-compatible 7-channel receiver installed. He plans to use several of the *Dymond* receivers in other projects after they prove their reliability. The receivers are priced very attractively at \$39 each; the street price for a similar *Futaba 617* FASST receiver is close to \$70. Tim also hinted at a FPV (*first-person view*) project for 2015. More will be revealed!

That's it!

~ *Tim Peters*

March Show N' Tell



Tim Peters answers a question about his *Curtiss Jenny*.

LAS VEGAS RC NEWS



As some of you may know, I spend 3 to 4 hours each day at *Cutting Edge Hobbies* here in *North Las Vegas*. I become a consultant of sorts, in that I have more airplane experience than the other guys and can give some limited help.

Additionally I have about an eight-foot counter filled with hobby collectables and oddities. Being that this is "*Las Vegas*" the hobby shop gets its fill of unique characters as its clientele. So here are some observations:

- An older guy comes in and immediately starts a rant "*you guys don't have aircraft decals? I build little wood planes and I need decals! What kind of hobby shop don't have decals?*" - Clue do not drink prior to going shopping he was asked to leave.
- There is a group of guys racing RC cars for money at a local barbershop. One guy, who dresses like a performer, (*no kidding!*) commissioned the shop to build him a 1/8th scale car that will do at least 80 MPH but get there in a short distance, go straight and stop, this is a tall order, as you can buy a 100MPH, car out of the box, needs minor tweaking but you need a big, long, clean piece of asphalt to run and stop it. This dude spent \$1,500 to get what he wanted and says he has made \$1,000 back running it, but it gets broke every week, so I doubt he has made a dime!
- Another guy comes in with a ready to fly park flyer that will not connect or do anything, his two boys are with him, pulling on him or each other every moment. The shop looks at the plane and all the trims are screwed up, after a quick adjustment it is explained that everything needs to be neutral (*throttle always*) and the guy is puzzled, the kids are goofy the whole time. They don't make it out the door before I see the oldest screwing with the radio...they will be back!

Every day people come in with dead, swollen or odd looking lipos, totally mishandled and improperly charged. The offending batteries are immediately placed in a freezer to limit the danger, one guy cut off the balance plug, because his charger didn't need that. Another used duct tape on his connectors (*really safe!*).

It is sad to think that the independent hobby shop is a victim of the age, but it is. *Cutting Edge* scurries because they do service at a reasonable price, however people buy where they feel they get the best deal, even if service is not going to happen. I have suggest the shop charge at least \$15 to service items not bought there, but they are not of that mind. They are the last nice guys left.

Best Regards!

~ Bob Boumstein



Jack Barry's new *Big Stick* getting ready for its maiden flight at the field.

Flying Up-North Country

Report by Jim Drickey



Been working on the *Zero*. I shaped the front gun hoods and put gun troughs in. The canopy is *FiberGlass Specialities* remake. As my kit was missing it. I reinforced cowl mount with ply-cross. The cowl is fit tight to these and makes very sturdy mount for those "nose dig take offs" that warbirds can deliver.

Fuel tank and plumbing and the servos are all mounted. The push rods are fitted to rudder and elevator which hide inside fuse.

Like my "Robart like" airplane stand? I make and sell these for \$99 dollars. I will custom build one for you!

Have only some ink work left on the Fly Line Heinkel 100d kit. I'm happy with the build which is much better than one I did years ago. Glad to have got my hands on this old "Fly Line" kit. They are very hard to find.

Fly Line went out of business many years ago. All color on my model was done with tissue. That includes markings. Have also 2-blade for rubber power flying with the 3-blade being home-made for static. Stick and tissue is my favorite category of model world. Glad this one's done. But many more on the pile to go.



The completed Heinkel build goes to rafters to act as dust collection devise. The next up on build board is a *Guillow's FW 190*, 25 in. rubber power stick/tissue kit.

Remember as a kid seeing these kits at *Hobby Center* in *Benson*. The art work on box triggers uncontrollable buy and build "psycho-cycle" which is a brain wash that happens to some people. Will put this on a back burner for the summer.



But I have rebuilt the crashed *Nieuport 17* with a new cowl, land gear redo, and changed top wing incidence. Will try to fly again this spring. Good warm weather coming right up, will be good to get out doors. Will be dry up here this year unless we get wet spring.



Keep on, Keep'in on.....

Cont. Page 6....

Flying Up-North Country Cont.



SCRATCH BUILT COQUETTE

Report by Nelson Carpenter





The name “*Coquette*” is French for a crested Central and South American hummingbird. But I found this *Coquette* flying on *YouTube* and had to build one! You’ll have to admit it is different and unique. I was able to contact the designer (*Paul Howkins*) of this old timer

airplane in England and purchased a set of plans. That was early November 2014, and now I’m near completion. Paul’s *Coquette* is shown above.

The biplane, with a 72” wingspan on top, and 58” on bottom, will be powered by an OS .61 four-stroke. Motor, elevator, and rudder only for control. The tail assembly consists of a fully flying horizontal stabilizer with no elevator surface. The vertical stab is fixed to the top of the horizontal stab, with a dorsal fin having a rudder surface.




Photos I’ve included show some of the steps taken during the build. I must do a final shaping and sanding of the surfaces, then it is ready for covering which will be *Monocote* transparent red. I enjoy scratch building an airplane from plans. Everyone should try it sometime. There’s much satisfaction in doing so.

Thanks to **Tom Wild** for fabricating the stabilizer hinge, and the straight exhaust pipe for the motor. Also thanks to my two new pilots who sacrificed their lower extremities in order to fly in the *Coquette*.




Cont. Page 8...

SCRATCH BUILT COQUETTE Cont.



Cont. Page 9....

SCRATCH BUILT COQUETTE Cont.




REWARDS PROGRAM

Remember [Hobbytown's Reward Program](#). With every purchase by a WF member, the club receives a credit for an amount equal to 1 percent of your purchase. Be sure to mention your [Western Flyers affiliation](#) when making a purchase at either Hobbytown location.

The Cheapest S.O.B. in the Western Flyers Club.....

Part II



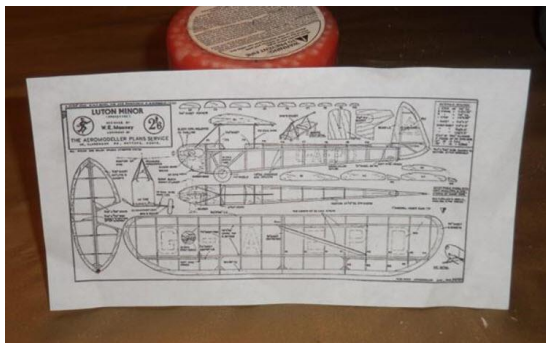
You remember my article in the last newsletter about printing out a thumbnail plan, enlarging it and building a model from it. Well, it is completed and awaiting the test flight. Here are a few pictures of the finished product. I am basically happy

with the end result, and as usual, there are a few things that I would have done differently if I was to do it over. That is the norm for scratch builders, as the plane is generally a one-time construction project, it is a learning process and sometimes you think of a better way after you did what you thought was the best way, and it wasn't.

It ended up weighing 36 ounces ready to fly with a 4 cell 2200 battery. It kept me busy in the final throes of winter, and now I am ready to hit the field.

Till next time.....

Jud Bock




Project, "Buzzard"

by Joe Mock



As winter ebbs, my "Buzzard" project also is in the final throes. I have completed the building and have moved on to the finishing. Here are a few pictures of the finish application. Hope to have it ready for the spring flying.

See you at the field.





~ 2015 Western R/C Flyers Event Schedule ~

January 2015

- **Wednesday, Jan 7th** - Club Meeting 7pm, NRC, Natural Resources Center, 8901 S. 154th St.
- **Saturday, Jan 17th** - Strategic Air & Space Museum's Indoor Air Show 2015

February 2015

- **Tuesday, Feb 3rd** - Club Meeting 7pm, NRC, Natural Resources Center, Chalco Hills Recreation Area, 8901 S. 154th St.

March 2015

- **Wednesday, Mar 4th** - Club Meeting 7pm, NRC, Natural Resources Center, 8901 S. 154th St.

April 2015

- **Wednesday, Apr 8th** - Club Meeting 7pm, NRC, Natural Resources Center, 8901 S. 154th St.
- **Saturday, April 18th** - Old Timers Fun Fly with Glider Fly - Starts at 9:00am with flying until 3:00pm.

May 2015

- **Tuesday, May 5th** - Club Meeting 7pm, at MEAD FIELD, bring a plane, open flying.
- **Saturday, May 16th** - Old Timers Fun Fly with Glider Fly - Starts at 9:00am with flying until 3:00pm.
- **Saturday, May 30th** - Scale Fun Fly and Swap Meet at Mead Field starting 9am.

June 2015

- **Tuesday, Jun 2nd** - Club Meeting 7pm, MEAD FIELD, bring a plane, open flying.
- **Saturday, Jun 14th** - Annual Spring Club Fun Fly at Mead Field starting at 10:00am. Open flying.
- **Saturday, June 20th** - Old Timers Fun Fly with Glider Fly - Starts at 9:00am with flying until 3:00pm.

July 2015

- **Tuesday, Jul 7th** - Club Meeting 7pm, MEAD FIELD bring a plane, open flying.
- **Sunday Jul 12th** - Western Flyers Open House Fun Fly. Starts at 9:00am with flying until dark.
- **Saturday, Jul 18th** - Old-Timers Fun Fly with Glider Fly - Starts at 9:00am with flying until 3:00pm.

August 2015

- **Tuesday, Aug 4th** - Club Meeting 7pm, MEAD FIELD a plane, open flying.
- **Saturday, Aug 15th** - Old Timers Fun Fly with Glider Fly - Starts at 9:00am with flying until 3:00pm.
- **Saturday, Aug 22nd** - Bud Hall Large Aircraft Fun Fly. Aircraft restricted to IMAA criteria. Landing fee \$10.00 provides lunch and flying. Rain date Aug 23rd.

September 2015

- **Tuesday, Sep 1st** - Club Meeting 7pm, MEAD FIELD - bring a plane, open flying.
- **Saturday, Sep 19th** - Old Timers Fun Fly with Glider Fly - Starts at 9:00am with flying until 3:00pm.

October 2015

- **Tuesday, Oct 6th** - Club Meeting 7pm, NRC, Natural Resources Center, Chalco Hills Recreation Area, 8901 S. 154th St.
- **Saturday, Oct 17th** - Old Timers Fun Fly with Glider Fly - Starts at 9:00am with flying until 3:00pm.

November 2015

- **Wednesday, Nov 3rd** - Club Meeting 7pm, NRC, Natural Resources Center, Chalco Hills Recreation Area, 8901 S. 154th St.
- Nominations taken for 2015 Officers

December 2015

- **Thursday, Dec 1st** - Club Meeting 7pm, NRC, Natural Resources Center, Chalco Hills Recreation Area, 8901 S. 154th St.
- 2015 Officer elections



Western R/C Flyers Inc. 2015 Membership Application

Please print clearly!

Name: _____

Street: _____

City: _____ State: _____ Zip: _____

Evening Phone: _____ Day Phone: _____

Email: _____

AMA Number: _____

Amount Paid: \$ _____

2015 Dues: \$35 (*Renewals should be paid by April 1*) New ___ Renewal ___ (Check One)

Sign Here: _____ Date _____

Membership subject to approval. AMA membership is required.

Make Checks Payable to: Western R/C Flyers

Complete this form and send with check to WR/CF Treasurer:
Dean Copeland 15668 Fountain Hills Dr. Omaha, Nebraska 68118