



# Hawk Talk

THE VOICE OF THE OMAHAWKS R/C INC Vol 69, # 12

President... Luke Hughes  
Vice Pres... Paul Edmunds

Editor/Publisher  
Joe Hunt

Secretary... Rick Sessions  
Treasurer... Kevin Hyde

**NEXT GENERAL MEETING:** Friday, Jan 29, 2021—7:00 PM – 9:00 PM **Call in PC/Phone using APP**

**Zoom** MEETING PROGRAM: Club updates, bring something to virtually share / show, Zoom Details to follow.

**NEXT BOARD MEETING:** Tuesday, Jan 19, 2021-- 7:00PM – 8:30PM **Call in PC/Phone using APP**

**Zoom** MEETING PROGRAM: Club updates, virtual cookies, and committee updates

**ALL CLUB MEMBERS ARE ENCOURAGED TO ATTEND BOARD MEETINGS**

Happy New Year 2021 to  
all our Members and  
Friends!!

This Newsletter Issue Marks  
our 70<sup>th</sup> Year of Continuous  
publishing's!!

Check out our online Newsletter archives @ [Click here for 55  
years worth of online archives](#)



**Luke Hughes**

## **New RC Club's President's Message for January 2021**

Happy New Year Omahawks! Hopefully you found some time the last few weeks to relax, and most importantly reevaluate your 2021 RC aircraft fleet.

For those new to the club or haven't gotten to know me; I consider myself an extrovert; I'm sociable, energetic and outgoing. This combined with my RC airplane hobby/addiction has made being a part of the Omahawks verily fulfilling! Besides flying, I've enjoyed getting my kids involved, offering my experience to improve Hawk Field, and most of all, getting to know many of you that share the same passion and enthusiasm I have for flying RC Airplanes!

I'm honored to be serving as the Omahawks President for the year ahead. I'll be working with my right-hand man, Vice President and RC legend, Paul Edmunds; and his better half, wife, chauffeur, and brownie-extraordinaire, Cindy. We've also got an incredible slate of club officers thanks to an overwhelming interest to help lead the club. And last but not least, a tremendous number of others that serve on a sub-committee, attend, head or participate in events, or are simply regulars at Hawk Field!

## *Hawk Talk*

Our new website is incredible. Take some time on a cold day and familiarize yourself with your personal profile, the event calendar, photo gallery and club directory. Update and add your picture to your profile or we'll likely be tracking you down so we can get one! We'll be adding the events for the majority of the year to the calendar in the next few weeks, so be sure to check it often (**SAC Indoor Airshow on Saturday January 16th for example**).

And to wrap up; this year I'm most excited for Thursday 'Training Night(s)' April-October 6pm ... we are shifting our focus slightly to the **Omahawks MEMBERS**. We will be giving more priority to those looking to become more confident in basic skills, help with transitioning to other aircraft types or flying styles (aerobatic, 3D, floats, jets, etc.), and assistance with maiden flights. We'll still be encouraging newbies to take a couple flights before joining, but we're eager to help YOU have more FUN!

Gotta run; my epoxy should be cured by now!

Luke Hughes

### **Know Your Membership Card**

The Omahawks Membership card has been designed to provide the most useful information for the member and to someone that might find in the event it gets lost.

It includes the year that the membership applies in the upper right corner and the membership expiration date (this will be the end of the applicable year).

It also includes your Name, Email address (for contact information, if you don't have an email address your phone number will be inserted instead) and your AMA number and the expiration date for your AMA membership.

## *Hawk Talk*

Being an AMA charter club, your Omahawks membership technically also expires when your AMA membership expires because your AMA needs to be current for insurance coverage.

Since AMA membership may not end at the end of the year, it's important that you get a new card if your AMA membership expires in the middle of the flying season.

You can do that by contacting Kevin Hyde. We also have the capability to print your FAA# on your membership card if you enter it on your Omahawks profile when you update your membership. **This is a recent change so if your card doesn't have your FAA# on it** and you would like it added, contact Kevin Hyde and he can print a new card for you.

At the bottom of the card is a Member and Permit status. We have a few members that are not flyers and we can (but currently don't) have people with flying permits that are not members. You will see the word Yes or No following each of these status indicators.


If you have input on the membership cards and would like to suggest changes please feel free to contact Kevin Hyde at [kchilde@cox.net](mailto:kchilde@cox.net) or you can text me at 402-670-8320 (please include your name in the text in case I don't have your number in my contact list).

**Editors Note:** *If you received your 2021 Card in 2020 there might not be any info on the back of your card.* Kevin has assured me the changes are for newly issued cards going forward, and will not be replacing any previously issued 2021 cards at this time.

# Hawk Talk

AMA Expiration

If your FAA# is in your profile it will show up here



The image shows the front of a membership card. At the top left is the 'Omahawks' logo, which is a stylized hawk head in profile, facing left, with the word 'Omahawks' written in a cursive font above it. To the right of the logo is the year '2021'. Below the logo is a horizontal bar with a yellow and red striped pattern. To the right of this bar is the text 'Expires 12/31/2021'. Below the logo and bar is the name 'John Doe', followed by 'AMA# 49999999', 'exp: 1/31/2022', 'jcdoe@cox.net', and 'FAA# FA3WRAXRF4'. To the right of the card is the text 'Membership expiration'. At the bottom right of the card are two circular logos: the FAA logo on the left and the AMA logo on the right, which includes the text 'AMA SINCE 1936'. Below the logos is the text 'Member - Yes Permit - Yes'.

Member - Yes Permit - Yes

## Front of Membership Card

2021 Officers & Contacts  
President – Luke Hughes, (402) 998-9275  
Vice President – Paul Edmunds, (402) 572-8467  
Secretary – Rick Sessions, (402) 312-6482  
Treasurer – Kevin Hyde, (402) 670-8320  
Field Chairman – Cole Mevo, (402) 639-7838  
Safety Officer – Dennis Bender, (402) 637-6642  
News Letter – Joe Hunt, yovanguy@gmail.com

Website: [www.Omahawks.org](http://www.Omahawks.org)

## Back of Membership Card (2021 Version)



# HobbyTown EVENT

Thursday January 21<sup>st</sup> 2021  
&  
Thursday February 18<sup>th</sup> 2021  
7 - 8 pm - 'Downstairs'

## Introduction to Radio Controlled Modeling

Club hosted FREE seminar & Q&A!



- RC Simulator
- **Trivia & Prizes!**
- Bring your Questions!

Learn just how easy it is to learn to fly RC aircraft using the latest technology such as the simulator and SAFE Technology!

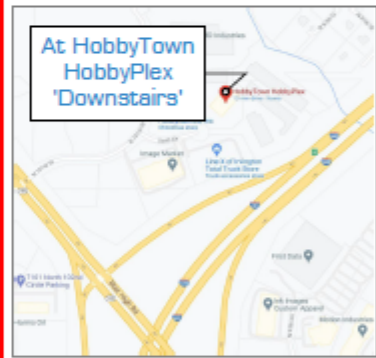
Understand the basics of the RC Hobby, Aircraft, Equipment & Budget

Hands-on out-of-the-box Trainer Aircraft characteristics demonstration

How to hone your flying skills to be able to advance to the aircraft you desire

Overview of the Omahawks RC Club's Newly Renovated Flying Site and Academy of Model Aeronautics

Lengthy Q&A to get YOUR questions Answered!



**Contact:**

Luke Hughes 402.995.9275

or  
Rick Sessions  
402.312.6482  
For additional information

We're excited for you to attend!

[www.Omahawks.org](http://www.Omahawks.org)  
Facebook.com/Omahawks



Charter Club #4736  
[www.modelaircraft.org](http://www.modelaircraft.org)

## **Omahawks General Meeting Minutes: 12/4/2020**

Held over from Dec 2020 Newsletter Issue

Called to order by Rick S at the home of Paul and Cindy Edmunds at 7:00 PM. This was a ZOOM Meeting because of COVID-19 restrictions. 37 Members were in attendance.

Rick presented Volunteer Awards to Paul and Cindy Edmunds along with Ron Pacana! (See detailed article in the December 2020 Newsletter.)

First the traveling yearly **Volunteer of the Year award to Paul & Cindy Edmunds** for all there help during this year which was a very trying year for all. A lot of work was still accomplished at the field even though many of the flying functions had to be canceled.

Next a much-deserved **Volunteer of the Decade award went to Ron Pacana** for his many years of service to the club, not just this last year but for his many years of helping many of us. From covering planes for others to his expertise of the engines that power them. Many years of help at the field including the tree/brush removal, runway repair/ replacement, metal shed building and deck expansion. Ron and wife Gracie donated home made egg rolls to sell at the Labor Day event for many years. This is a well-deserved award for Ron. Most all club members have relied on Ron at one time or another for help with their airplane building and/or engine repair.

### **Old Business**

Next Luke H. gave a short talk on some of the Old business that finished the year

### **New Business**

Kevin explained the By-Law change that would allow for the option to expansion of the Board members from 4 to 6. This was first put up for discussion. Tom G made a motion to revise the By-Laws and was seconded, voted on and approved by the

## Hawk Talk

Members in attendance on the ZOOM Meeting.

Opened up for additional nominees there were no additional nominees

Rick and Kevin explained the Voting Procedure for this year. It will be done on the website and you need to be Logged in to vote. If you have trouble Logging on contact Kevin and he will help you or take your vote verbally.

Short Meeting was Closed at 7:40pm.

Merry Christmas to all!

**(These are our last Minutes for this person and glad to be of service to the club.)**

Respectively Submitted

Paul & Cindy Edmunds

## **Omahawks Business Meeting December Minutes**

December 15, 2020 at 7:00pm via Zoom

**Board Members: Luke, Paul, Rick S., Kevin, Cole, Rick H., Ron B., Dennis B., Shaun, Skip B., Dan F. Norris H., Tom G.**

**Visitors: Hague H., Tim Peters, Joe H. Dr. Doug L.**

**Officer/Chairman/Editor Reports:**

Welcome to the all the new board members listed below!

**Treasurer Report:** (Kevin) Reviewed and accepted financial reports. The Eagle Scout deck expansion cost about \$2,000 and money donated was \$1,500. Luke covered the \$500 difference! Thank you Luke!

**Membership Count:**

**Newsletter Report:** (Joe) *Please submit articles to Joe via email! We have published monthly newsletters for 69 years now! (Since 1953)*

**Old Business:**

Many thanks to all the volunteers this past year to make our club top notch! (A partial list of volunteers is attached.)

Brief discussion of the current dues of \$75/ year. No change is planned, our operating budget is about balanced and the cost vs. value received has been



## *Hawk Talk*

significantly enhanced by all the recent field improvements.

Tim Peters pointed out that the convenience of PayPal costs about \$3 in fees per member. However, it streamlines our member registration process significantly.

**P-51 Raffle: plaque for CAF, presented to Larry Lumpkin on 12/16/20. (Tom G. paid for the plaque.)**

**Field Improvements:** (Luke) Shed has live electrical, Luke has made a bench for north wall, ready for paint primer. Toilet to be activated in early Spring. Other projects: gate moved closer to road on more level ground, pavilion shingles, parking lot water ruts, repair steps and rail north of stands, gutter, final touches on deck expansion.

**Field camera: Next steps (Dan F.) We have a test camera donated by Keith Kroeker and Kevin is working with Dual Rates to enable our website to get pictures in FTP protocol format. We are moving towards testing a one camera system.**

Marketing ideas: (Norris) Omahawks PowerPoint 16 slide overview at HobbyTown, Second simulator functional. Input needed from Rick and others on expanded marketing ideas/presentation. Norris got business cards for all board members.

### **New Business:**

Training Program assessment/enhancements: Rick to summarize and work with ad-hoc committee by February. (Web training page?)

Norris worked up solo certificates and student information forms. Formal presentation of solo pilots with certificates, include in Newsletter. (Rick to follow-up)

Voting completed, see below

New Parks director: Matthew Kalcevich (from Des Moines)

Note: all new officers should read the By-Laws and Field rules.

Summer camp (June or July): 2 or 3 day event is being evaluated. (Hague)

.....  
**Board Meeting:** January 19<sup>th</sup>, 7pm, Zoom

**Member Meeting:** January 29<sup>th</sup> at 7pm, Zoom

### **Upcoming Events:**

**First Flight of New Year: 1/1/21 at 9am**

**SAC Museum Indoor Airshow: 1/16/21, 9am to 2pm. Contact Norris Hoover to confirm help.**

## *Hawk Talk*

**HobbyTown seminars and intro to our club: 1/21 and 2/18 from 7-8pm.**

Indoor flying at soccer center

Building workshops? Via Zoom if we do them.

**Meeting Adjourned:** 8:08pm      Motion by:      Seconded by:

---

**Officer Project Alignment/Responsibility for 2021: TBD...Let Luke know of your interest in any of the following areas: Events, field work, food for events/meetings, technology (website, camera, photos), training, new members, community outreach, social media, marketing, Newsletter articles, etc.**

**Elected Officers:**

**President: Luke Hughes**

**V.P.: Paul Edmunds**

**Secretary: Rick Sessions**

**Treasurer: Kevin Hyde**

**Field Chairman: Cole Meyo**

**Board:**

**Ron Beauchene**

**Dennis Bender**

**Shaun Brothers**

**Skip Brown**

**Dan Fitzgerald**

**Norris Hoover**

---

### Omahawks Volunteers for 2020 (Partial List)

Tom Gulizia

- P-51 Raffle idea: \$3,611 for Make-A-Wish
- Broke his back on cement pouring, shed building, tree trimming, stump removal.
- Record for finding other's airplanes and fixing them! At least 5 that I know of!
- Runway grass mats.

Ron Beauchane

## *Hawk Talk*

- Share record with Tom G. for finding others airplanes and cutting down trees if needed to retrieve.
- Key worker on cement pouring and shed work.
- Field worker extraordinaire!

### Dan Fitzgerald

- Photo gallery designer and implementer.
- Awesome photographer!
- Key player on website committee and getting the new website up and running.
- Significant work researching cameras for the field.

### Joe Hunt

- Twelve monthly Newsletters!
- His idea to pursue Dual Rates to get a low cost, high quality web site.
- Helping assemble new plane during training night
- Ran the Combat event.
- Obtained low cost, high quality food for events from Arby's.

### Kevin Hyde

- Drove the website project to an awesome upgrade!
- Moved all website data from old database to new database, flawlessly!
- Managed the issuance of keys.
- Hours spent on paying bills and managing membership!
- Sage advice all along the way....as usual.

### Cole Meyo

- Enforce consistent field rules.
- Ensure safe field operations.
- Sage advice on shed construction.
- Contributor on website and camera committees.

### Dennis Bender

- Food for events...again!

## *Hawk Talk*

- Electrical for shed.
- Chase boat and Wednesday event coordinator.

### Rick Haneline

- Training night supporter.
- Sponsor money for MAW.
- Strong opinions and usually right.

### Norris Hoover

- Business card provider.
- Flight simulators for training.
- Laptop slideshow at HobbyTown.
- Marketing plans outlined.

### Rick Sessions

- Coordination of ALL meetings (24/year), creating and tracking agendas and all correspondence.
- Heading VERY successful training night
- Donated plane to Danny Harvil (new member) when plane lost (by Rick)
- Club ambassador ... at the field all the time (when not golfing or walking new dog)
- Countless phone calls/texts regarding running the club
- Helping Paul & Cindy pickup, store & sell aircraft for the club fund\$

### Luke (& Ethan) Hughes

- Vision, knowledge, skill and hard work to make the Red Roof Shed a reality.
- Drove the pavilion expansion project.
- Active, hands-on supporter of Training night.
- Positive, can do attitude to rally the troops and get things done!
- LED light replacement at field.
- Numerous tree trimming and tree limb removals.
- STEM build teacher.

## *Hawk Talk*

### Paul and Cindy Edmunds

- All items mentioned at meeting. Volunteer of the Year!
- STEM build teacher.
- Elementary student demo.

### Ron Pacana

- All items mentioned at meeting
- Volunteer of the Decade!

### Fred Wilke

- Training night pilot extraordinaire!
- Red Roof Shed framing master mind and carpenter.
- Grass mats pick up and staking down.
- STEM build teacher.

### Jack Farner

- Training night pilot.
- Set up Champion Run event.
- Club ambassador every time he flies!
- Climb tree to retrieve plane.

### Joe Cole

- Training night pilot with a flare!
- Helped Hague with glider.
- Elementary student demo.

### Hague Howey

- Attending and contributing to a majority of board meetings
- Advocate of hobby via Aviation Stem Day
- Introduction of Omahawks to NE STEM

### Larry McChesney

## *Hawk Talk*

- Make-A-Wish event supporter
- Coordination of corporate sponsorship/donations

Luke Barker

- Donation of future Field Weather Station and software

Tim Cady

- Spring clean-up and getting Hawk Field ready for the season
- Shed Building

Dean Copeland

- Training night assistance. Mentor to Sam B.
- Expert building advise and help to members
- Significant financial donation to the Eagle Scout project
- Expert flying advice and help.

Kip Dirkschneider

- Promotion of club via HobbyTown

Tom Floyd

- Spring clean-up and getting Hawk Field ready for the season
- Numerous field work days
- Donates planes, radios, equipment to members in need.
- Always helps on FrSky radio programming.
- Maiden flights

Jared Hays

- Gate lock & keys

Chuck Hull

- Training Night Instructor ... spectacular crash included!

Keith Kroeker

- Donation of future Field Camera & technical software/knowhow

## *Hawk Talk*

- Active participant on camera committee.

Bud Mitchell

- Significant financial donation to the Eagle Scout project
- Sage advice on everything!

Nathan Wallace (and brother Joel)

- Eagle Scout project—pavilion deck expansion.

**Thank you to ALL our volunteers during the year. YOU are the fabric that binds our club together and makes it fun for ALL!**

### **Featured Articles**

## **First Flight on the First Day of 2021**

Text and Pics credits by Rick S and Bob W

It was a chilly, overcast morning on 1/1/21, but our hearts were warm and our spirits high to launch our first airplane into the sky to start the new year! Ron Beauchene had plowed half the runway to the south and floats and skis worked nicely off the snow. Hot coffee and cocoa were in the nearby Red Roof Shed with a toasty space heater making it like a sauna. The turnout was great and the results were even better as all flyers returned with airplanes intact!

Participants included: David Meyer, Luke Barker, Hague Howie, Luke Hughes, Rick Haneline, Rick Sessions, Bob Wheeler, Ron Beauchene, Dennis Bender, Mikey Furrow, Bunny Furrow, David Sandstedt, Cody Sandstedt, Doug Lichti, Shaun Brothers and Skip Brown.

## *Hawk Talk*



Rick H with Turbo Timber



## *Hawk Talk*



Rick S with Sig Seniorita on floats



Rick Haneline and his turbo timber caught the snow bank. No damage.

## *Hawk Talk*



Mikey (left) and Bunnie (Daughter -right)

## *Hawk Talk*



Skip B (left), Luke H (Center)



Our intrepid Pilots

It was a great start to the New Year!

## **A little more Omahawks History**

Article submitted by Dick B

..... I joined the Omahawks in March-April 1990, having retired in 1989. Club membership was then about 210. This was just after the club added 11 acres to the field in late 1986, including our first asphalt runway.

## *Hawk Talk*

....In 1990, in addition to one evening instruction, the club(lead by Olie Olson) was also giving beginners lessons "one morning a week". Olie said only a handful of members could actually fly models at that time.

During this time some, mostly retired, members showed up at the field, weather permitting. This led to a group called the **Morning Flyers**. The person who got this group going was George Eheman. He had recently moved from Colorado to Omaha for his wife's healthcare. So, he was looking for an RC club to share his RC friendship with.

He had been raised in Michigan and was an experienced RC modeler, builder, and had all the tools. He was my main instructor and helped many others to build and fly models "any morning of the week" when winds were not high and there was no rain predicted.

Able members of his group also initiated and with the help of a few others, and the City caretaker, performed three major removals of unwanted vegetation/ growth projects east of the runway during the 1991 - 2000 years period.

In return, the Board provided money for morning breakfasts by Ed Splittgerber and Tom Shapland. Some also felt that meeting in the morning would free up RC time for the younger work force.

Later George and others suggested that we also meet once a month during the winter. I made arrangements at the Abrahams library, which started in 1992. On the attached 1997 letter (see below), there were many others interested not shown on the list in this letter.

# Hawk Talk



## R/C Morning People

Nov 21, 1997

Gene Alexander	Floyd Howard	Roger Payne
Ralph Bichel	Al Hunter	Tom Shapland
Rich Biodrowski	Don Jacobsen	Don Sheeley
Tom Egbert	Bob Jarvis	Ed Splittgerber
George Ehemam	Jim Jensen	Gene Stamm
Ted Enholm	John Kline	Warren Teal
Rich Espelund	Ron Klusaw	Bob Zitzlsperger
John Feneck	Bill McAdams	
Stan Halski	Mike Micek	Anyone else
Bob Haas	Bud Mitchell	interested.....



After talking with a few of you, I have again reserved the meeting room at the Abrahams Library on North 90th once a month this winter for those who would like to meet, etc. The purpose given on the meeting room application was again to educate newcomers and each other on safe building and flying R/C aircraft (at a City Park) and plan 1998 events/projects. .... A few years ago the Omaha Library Board revised their Meeting Room Policy form and added hobby groups to the category of nonprofit, educational, selfhelp groups who may meet to provide information, problem solving, etc. This was after our first winter meeting at Abrahams and may have resulted from our use.

The dates and time reserved are the first Monday morning of each month: December 1, January 5, February 2, and March 2 from 930 to 1130 AM.

Bring your own coffee, etc. It helps to have a few airplane displays at each meeting. Bob Jarvis has some slides of private scale planes he will show at the first meeting around 1030 AM. I have some at Hawkfield for another meeting. Would anyone else have about 15 worth of slides or a video we could view at the other meetings.

We will have to watch the noise level and cannot smoke in the building. No cost unless the room is not returned to original condition.


Hope this finds you in the best possible health, knowing some have had health set backs.

*Dick Behrens*

Dick Behrens  
451-6397

P.S. I have had a few people express interest in a cross country fly again next year. Would others be interested in taking part on Sunday April 26th with May 3rd as a rain date. A poker card pickup has been suggested along the route.

How much interest would we have in getting all the slow flying oldtimers (planes) out on say, one or two mornings each month, if nothing more just to view and compare?



"Do you have to be an Old Timer  
to fly Old Timer?"



## *Hawk Talk*

After both Bud Mitchell and Bob Zitzlsperger retired (around 2001), the two often went to HyVee for breakfast. This led to once-a-week meetings there for the group, as it was preferred with coffee and food available and easier than arranging library meetings.

The first regular to pass away was Warren Teal, which was in 2002. Tom Shapland and Bob Burt both put up plaques for him at the Hawk Field pilot benches.

After this, Bob B kept this up until his health began to fail. Since then, Bud has been doing this. Both Bob B and Tom S passed away in 2015.....Sometime before this, Tom's wife embroidered the name, etc. on some of the guys white shirts , as seen in the attached.



Respectively, Dick Behrens.

## **Gray Ghost RC Airplane**

The following article was submitted by Paul E on 12/26/2020

Hmmm question should I go with Nitro or Electric

A few of my thought before I get started

Glues used: Titebond II, Instant as well as Medium CA and Spray Contact adhesive

12/26/20 12/27/20

Started building this Balsa Kit that I bought from the Club. First thing I noticed was that although the kit content bags were unopened. As far as instructions were concerned only one thing I was able to find was the construction manual and NO FULL-SIZE Plans were provided.

But for the most part this did not discourage me because all my life I have built Balsa kits, so how much different can this be!!

**WELL**, I wish I had had them in several places. Checked online at [Aero Fred](#) and [Outer Zone](#) Plan service and they did not have any so next tried to go onto a few Facebook pages and Nobody had any.

Well let's get started, since this was a Laser cut kit the parts were all numbered and so I started with the left wing. After all it looked like what I thought the wing should look like and consulting the assembly manual, I started to tack things in place.




## Hawk Talk



This was intended to prevent the assembly from moving and then used Titebond II to glue it all up. Then I put the top sheeting in place and glue on the Leading Edge. Next, I started the Right-wing panel, assembled it and glued it up to the same point.




## Hawk Talk



12/28 No Build today

12/29

I attached the landing gear to F2 Trim with J hooks so they would fit inside of Fuselage, at this point I need to point out there is an **INSIDE** and **OUTSIDE** Fuse.



Tack glued F1-F3 formers to the inside of one half of the inner fuse making sure they were 90 degrees to the side. Then final glued with Titebond II.

## Hawk Talk



12/30

I then tack glued F1-F3 to the other half of fuselage. Then using my Building Mat lines I centered F1-F3 C/L, then pulled together and clamped the tail on that same C/L.

Next, I installed the remaining formers in place. Making doubly sure everything is squared perfectly up, I added glue in all the proper joints and set the assembly aside to dry.



12/31

Glued the Outer Fuse Side to the inside Fuse sides with Timebound II and clamped in position and again set aside to dry.

## Hawk Talk

Started on the other parts of the wing, running a string to the center of the wing from each servo pocket. I had to trim away an area at the leading-edge bottom as depicted in the assemble manual to clamp the wings halves together. Also installed the Front Wing spart joiner in its location ahead of the Front spar on one wing half with Thick CA assembling the wing panels to dry fit and then gluing the Right-and-Left-wing Panels together with Titebond Glue.

The Tail Feathers (Elevators, Rudder, Vertical and Horizontal Stabilizers) are all made of Balsa-Ply-Balsa laminate decided not to start on the project this day so I went through the box and see what parts were left and if I could figure out their locations. I have figured out about 95% of the remaining Parts, **sure wished at this time I had a full set of Plans.**



At this time, it's time to call it a day.

See you all, next year with the second Half of this build, I have decided I am going with electric!!

Paul Edmunds

Editors Note: *Thanks Paul for submitting your story/ pictures to support the newsletter, I search the internet for a picture of the completed plane, but was unable to find one!*

**Tips and Tricks**

**Lipo Battery Safety**

Please check out this worthwhile video on LIPO battery safety. Damon Atwood is an experienced electric pilot with great insights!

LIPO batteries should not be feared, but should be respected and balanced charged with a quality charger. When batteries get old and puffy, they should be recycled at Best Buy, Batteries Plus or other battery outlet.

**The three key points are:**

1. Use a "smart" charger on balanced LIPO charge.
2. Use only healthy batteries, recycle old/tired batteries. (Measure cell resistance if in doubt.)
3. Be in the room (or nearby) when charging.

**BE SMART, CHARGE SMART!**

<https://www.facebook.com/groups/1207548616074554/permalink/1764712700358140/>

**Example of the gems from past issues - Jan 1982**

**Newsletter, still holds true today!!**

**The Red Baron's Flight School**

Mr. Know It All

Question #1 : I hate to fly in the wind, when its calm at my house its windy at Hawk Field. How can I tell if it will be windy at the field ?

Answer: Winds at Hawk Field follow a specific pattern (as some flyers do). They are relative to the movement of accluded fronts relative to the barometric pressures waves setup by the formation of moving land masses.

More simply; It will Be calm at Hawk Field When;

- a) you have to work late
- b) any saturday you have to visit your mother-in-law.
- c) when you forgot to charge your plane
- d) any Sunday there are four terrific games on T V.
- e) the day your wife goes into labor.

B.J. Moose

This article is submitted anonymously and on time.

